



EAST TOWER



LIVING THE LIFE

ARRIVING AT CHARISMA



YOU IMAGINED

*Artist's concept.


THE ALLURE OF CHARISMA by Greenpark is the combination of stunning architectural features, refined interiors and a beautifully designed landscape – everything you ever imagined in a home and envisioned as a lifestyle is now possible. Whether you enjoy the comforts of your home, wander about outdoors, take advantage of the beautifully appointed green spaces, or go on a shopping excursion – Charisma is an exceptional urban community for everyone.

Charisma is located in an established neighbourhood where popular shops, restaurants, entertainment and key transit access points are all within walking distance from your front door. This urban condominium is carefully designed and strategically planned for living both an active yet tranquil lifestyle. Charisma offers a world waiting to be discovered where quality time and time well spent, is a way of life.



GRAND LOBBY

*Artist's concept.



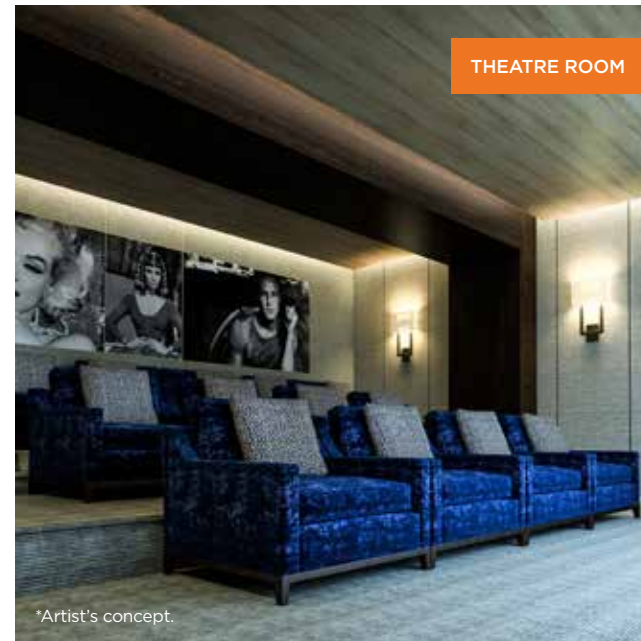

WIFI LOUNGE

A GRAND ENTRANCE

LOBBY + WIFI LOUNGE

From the moment you enter the front doors to the Grand Lobby of Charisma, you are greeted by elegance and charm. Greenpark has carefully selected materials, exquisitely crafted, to create an awe-inspiring two-storey Grand Lobby. This entrance evokes a powerful sense of space and luxury fit for even the most refined tastes. With elegant flooring, comfortable seating, and a convenient Wi-Fi Lounge, passing time, will always be time well spent at Charisma. This stunning setting is entrusted to the concierge whose sole responsibility is to ensure that all guests, whether just passing through or passing the time, are welcomed, cared for and guided in the direction they seek.

REDEFINING THE GROUND FLOOR



Surrounding the Grand Lobby are numerous main floor amenities designed with features to take socializing to the next level. From special gatherings, to a Games Room, to your own private indoor Bocce Courts, no stone has gone unturned. With your friends and family in mind, the main floor amenities cater to your every need while our spacious design and calming décor aligns with those simply after a quiet moment to relax.

- 1** WIFI LOUNGE
- 2** PET GROOMING ROOM
- 3** THEATRE ROOM
- 4** GAMES ROOM
- 5** FAMILY DINING ROOM
- 6** BOCCE COURTS + LOUNGE
- 7** BILLIARDS ROOM



*Artist's concept.

OUTSIDE OF THE HUSTLE AND BUSTLE of daily life, Charisma allows you to retreat back to your home and do the things you love to do. Imagine a get together with friends over a game of pool, catch a movie or that long overdue card game. Envision all those much-needed reprieves available to you within the serene setting and convenience of your own home.

LET THE GOOD



BILLIARDS ROOM

*Artist's concept.

*Artist's concept.



TIMES ROLL

Charisma by Greenpark has reinvented recreation. Introducing a unique amenity just an elevator ride away; The Charisma Bocce Courts and Lounge. These Courts will offer you and your guests hours of enjoyment. Relax, unwind and catch up with friends in between games in the beautifully appointed Bocce Lounge. Day or night, hours of enjoyment await you at Charisma.



7TH FLOOR OUTDOOR POOL + WELLNESS CENTRE

- 1 SERENITY LOUNGE
- 2 WELLNESS COURTYARD
- 3 CHARISMA FITNESS CLUB
- 4 YOGA STUDIO
- 5 OUTDOOR POOL + TERRACE
- 6 POOL LOUNGE

*Artist's concept.



REFRESH, RENEW + REJUVENATE

SEVENTH FLOOR AMENITIES

At Greenpark, we appreciate the benefits of a balanced lifestyle. We designed Charisma with the explicit aim of affording our residents every opportunity to achieve their optimal sense of self. Our Wellness Centre includes the Charisma Fitness Club with full cardio and weight equipment, a Yoga Studio, a Serenity Lounge and Outdoor and Pool Lounge, all connecting to a beautifully designed courtyard. No matter what your body is telling you, Charisma has the answer.

MINDING YOUR BODY




As a Charisma homeowner, you will be afforded every opportunity to concentrate on and achieve even your most challenging wellness aims. Whether it be working out, practicing yoga, or simply meditating the stress of the day away on the serene courtyard nestled far above the bustling world below, something is always available for your choosing and is just minutes away on our incredible 7th floor. Wellness involves body, mind and soul and it begins at Charisma.



*Artist's concept.

FITNESS CENTRE + YOGA STUDIO

A PLACE OF



WELLNESS COURTYARD • SERENITY LOUNGE

*Artist's concept.

SERENITY

IN BETWEEN WORK OUTS or taking care of your body, leave some time to unwind and release your worries from the day. Escape to the Serenity Lounge, which overlooks the Wellness Courtyard, a place where peace and tranquility are the first priority. This wonderful quiet space allows you to refocus and spend time away from all your responsibilities of work and domestic life.


The transition between indoor haven and outdoor oasis has never been easier. This magnificent lounge truly combines the best of both worlds, brought together around a beautiful two-sided fireplace that sets the tone for both of these Zen-like spaces. With opulent views and carefully planned out spaces equipped with soft seating, Charisma has taken serenity to new levels.



POOLSIDE OASIS

OUTDOOR POOL + TERRACE

If basking in the sun and taking a refreshing dip in the pool is how you long to spend your day, the Outdoor Pool and Lounge is the perfect getaway on those dog days of summer. Invite your friends for an afternoon by the pool - there is no better way to relax and catch up. Take your book or tablet outside and sit in the shade, lounge on a recliner and simply enjoy the wonders of summer. If you prefer a much cooler environment, Charisma offers an indoor Pool Lounge where you can relax and rehydrate. Either way, this poolside retreat affords you and your guests the ultimate in a resort-style setting.



GREENPARK IS DEDICATED to elevating the condominium experience to unprecedented heights. With this aim in mind, Charisma unites a two tiered garden oasis with a city skyline. Connecting the two towers together, this backyard in the sky provides a stunning setting unlike any backyard you have ever seen before. Perched on the 8th floor between Charisma's magnificent towers,

Greenpark's dedication to innovation and natural beauty are on full display. This picturesque green space offers residents another area to relax and lounge outdoors. This tranquil sanctuary-like setting is complete with tables and chairs making outdoor gatherings with family and friends an easy and popular choice. The stage is set at Charisma, it is time for you to take it all in.

A BREATH OF



FRESH AIR

8TH FLOOR GARDEN TERRACE

*Artist's concept.



*Artist's concept.



ROOFTOP SKYVIEW LOUNGE

A ROOM WITH A VIEW

EAST + WEST PARTY LOUNGES

Charisma's East and West towers boast Rooftop Skyview Lounges, which will elevate any event to new heights. A modern indoor lounge with comfortable seating, indoor bar, and caterer's kitchen is perfect for any party. Whether you are celebrating family, friendships, birthdays or any other momentous occasion, Charisma provides the platform for it all. The party rooms in the east and west towers offer all you could ever imagine including spectacular day and nighttime views. Charisma has anticipated your every expectation with the necessary amenities and a stunning venue for all things worth celebrating. Greenpark understands that a life fulfilled is a life well-lived and well-celebrated.

ROOFTOP SKYVIEW LOUNGE


*Artist's concept.

CHARISMA IS PROUD to showcase what is sure to be one of the most popular and breathtaking amenities - The Rooftop Skyview Terrace. With luxury finishes, carefully crafted spaces and a birds-eye-view of the City from both East and West Towers, these Terraces are sure to make any event extraordinary.

Whether enjoying a day or night in, this Terrace offers the perfect setting with its stunning panoramic views. Plan the perfect event with friends or family, throw something on the grill and enjoy a sunny day or an amazing night under the stars. The Rooftop Terrace at Charisma is one of the many unique places where life takes shape and lasting memories are formed.

THE HEIGHT


ROOFTOP TERRACE



OF LUXURY

*Artist's concept.

THE ULTIMATE LIVING EXPERIENCE



Charisma by Greenpark is community inspired, designed and planned to provide the ultimate lifestyle in mind. A well-balanced life is a combination of work and play. With that in mind, Charisma created a beautifully designed green space for countless hours of enjoyment. The brilliantly landscaped 1.6-acre public park is positioned on the property with easy access and has unlimited potential

for activities such as outdoor yoga, walking, playing a game of basketball or simply appreciating the outdoors. There is plenty of space to enjoy your favourite pastime alone or with your family. The park at Charisma is part of the carefully crafted landscape - a place you can be proud to share. It is a true urban oasis where a tranquil yet active lifestyle is only moments away.



*Artist's concept.

FUTURE PARK



VAUGHAN MILLS MALL

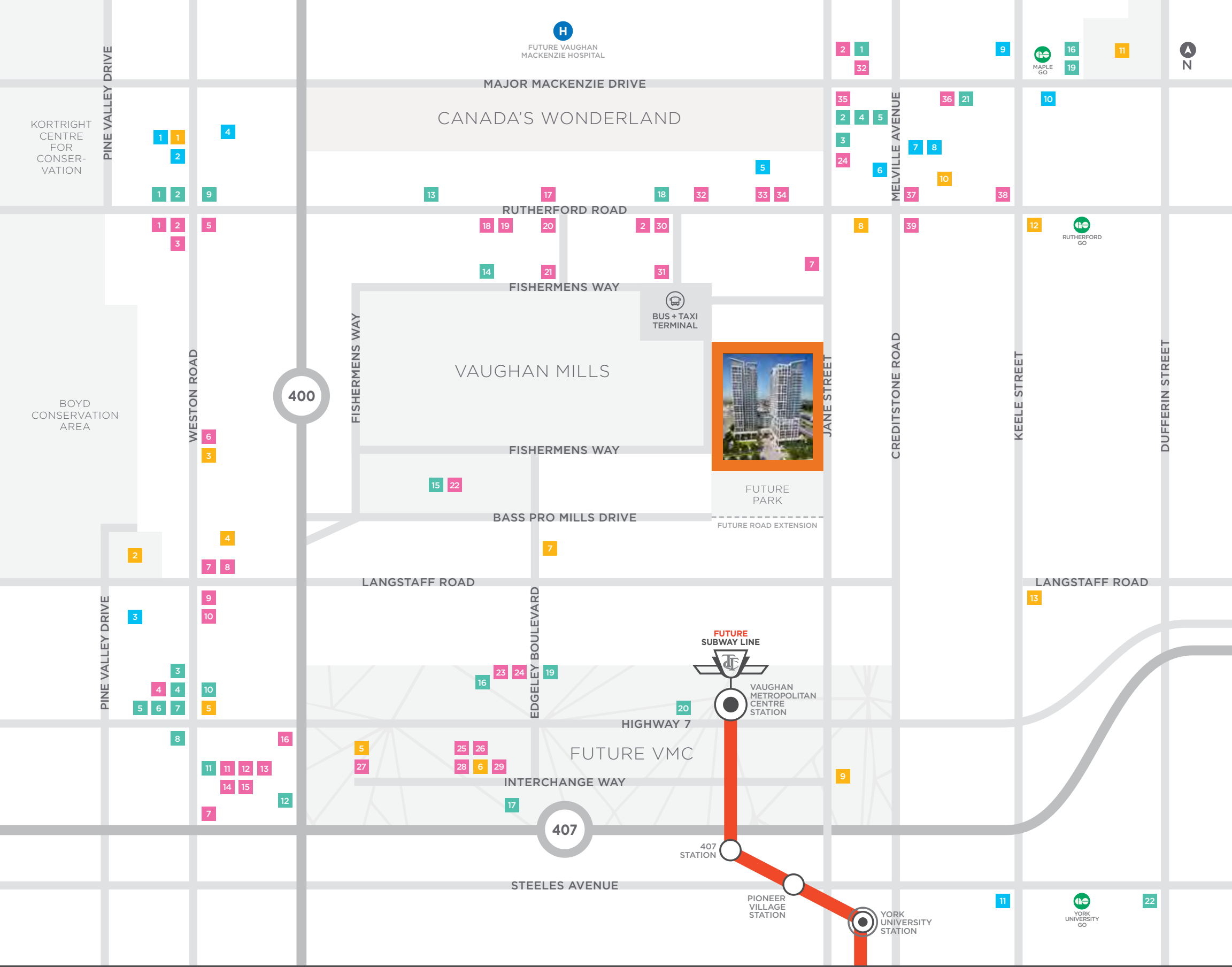


CANADA'S WONDERLAND



IN THE
CENTRE
OF IT
ALL

At Charisma, not only do neighbourhood amenities already exist, they are in marvelous abundance. You are literally steps away from one of Canada's premier outlets in Vaughan Mills and at the very center of a neighbourhood which is highlighted by premiere parks, schools, theatres, restaurants and so much more. The community surrounding your home at Charisma truly has everything you need to lead a vibrant modern lifestyle.



DINING + ENTERTAINMENT

- 1. Menchies
- 2. Starbucks
- 3. Turtle Jack's Muskoka Grill
- 4. La Paloma Gelateria & Café
- 5. Swiss Chalet Rotisserie & Grill
- 6. Mandarin
- 7. Tim Hortons
- 8. Gelato Gelato
- 9. Ricci's Pizzeria
- 10. Nove Ristorante
- 11. Jack Astor's Bar & Grill
- 12. Moxie's Grill & Bar
- 13. Earls Kitchen + Bar
- 14. Spoon & Fork
- 15. Shoeless Joe's
- 16. Cineplex Cinemas
- 17. The Keg Steakhouse & Bar
- 18. Boston Pizza
- 19. Montana's BBQ & Bar
- 20. Sunset Grill
- 21. Yang's Teppanyaki & Sushi
- 22. Canyon Creek
- 23. Quesada Burritos & Tacos
- 24. St. Louis Bar & Grill
- 25. Yuk Yuk's
- 26. Our Thai Restaurant & Café
- 27. Dave & Busters
- 28. Ivy Social Club
- 29. Luxy Club
- 30. Freshii
- 31. Marcello's Pizzeria
- 32. McDonald's
- 33. AllStar Wings & Ribs
- 34. Nino D'Aversa Bakery
- 35. Kelseys Original Roadhouse
- 36. St. Phillips Bakery
- 37. Denny's
- 38. Dairy Queen
- 39. WEGZ Stadium Bar

SHOPPING

- 1. Longo's
- 2. Shoppers Drug Mart
- 3. Beer Store
- 4. LCBO
- 5. Fortinos
- 6. Chapters
- 7. SmartCentres Woodbridge
- 8. Nations Fresh Food
- 9. No Frills
- 10. The Home Depot
- 11. RioCan Colossus Centre
- 12. Costco Wholesale
- 13. Coppa's Fresh Market
- 14. Dollarama
- 15. The Village at Vaughan Mills
- 16. Lowe's
- 17. Ikea
- 18. Canadian Tire
- 19. Walmart SuperCentre
- 20. Home Outfitters
- 21. Nature's Emporium
- 22. Riocan Market Place

HEALTH + RECREATION

- 1. Vellore Village Skate Park
- 2. The National Golf Club of Canada
- 3. Anytime Fitness
- 4. Vaughan Sportsplex
- 5. GoodLife Fitness
- 6. Putting Edge
- 7. GTA Soccer Club & Lounge
- 8. Sky Zone Trampoline Park
- 9. Vaughan Iceplex
- 10. The Sports Village
- 11. Eagles Nest Golf Club
- 12. Yoga Tree
- 13. Vaughan Sportsplex II

EDUCATION + COMMUNITY

- 1. Vellore Village Community Centre
- 2. St. Jean Brebeuf Catholic High School
- 3. Chancellor Community Centre
- 4. Vellore Woods Public School
- 5. Julliard Public School
- 6. Maple High School
- 7. Blessed Trinity Catholic Elementary School
- 8. Maple Creek Public School
- 9. Maple Community Centre
- 10. Vaughan City Hall
- 11. York University



*Artist's concept.

THE WORLD AT YOUR DOORSTEP



VMC SUBWAY STATION

One of the defining elements of urban living is transportation. Charisma is positioned to be a transit haven for all would be commuters as it is perfectly positioned minutes away from the 400 series highways, Viva bus line and the new

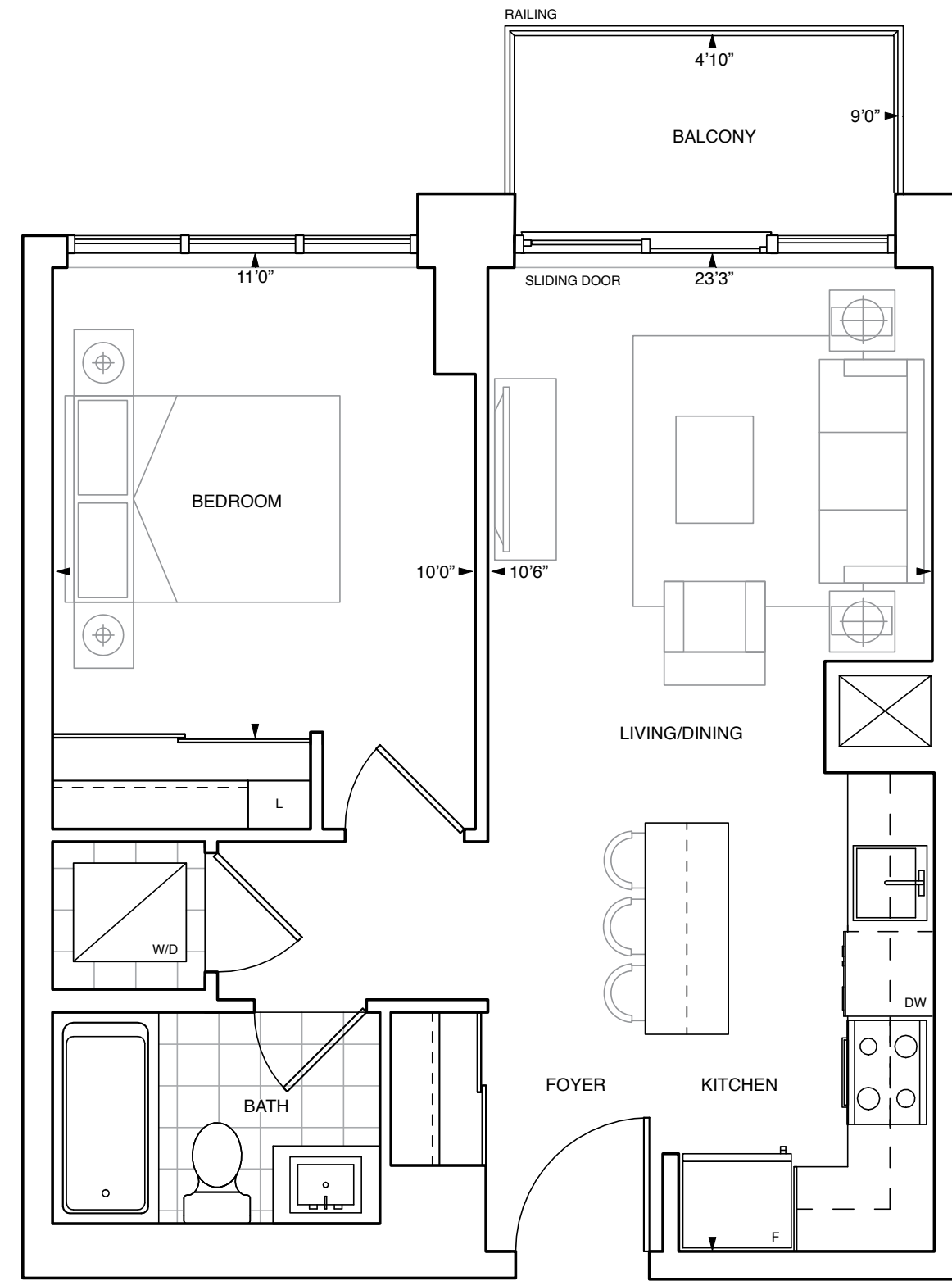
TTC bus transit and subway line. Whether it is about your daily commute or your weekend adventures, getting there is made convenient at Charisma because we know it is not just about where you are going, but how you get there.



TOWER +
CHARISMA
SUITES

1 BEDROOM | Interior 541 Sq.Ft. • Exterior 43 Sq.Ft. • Total 584 Sq.Ft.

A
541



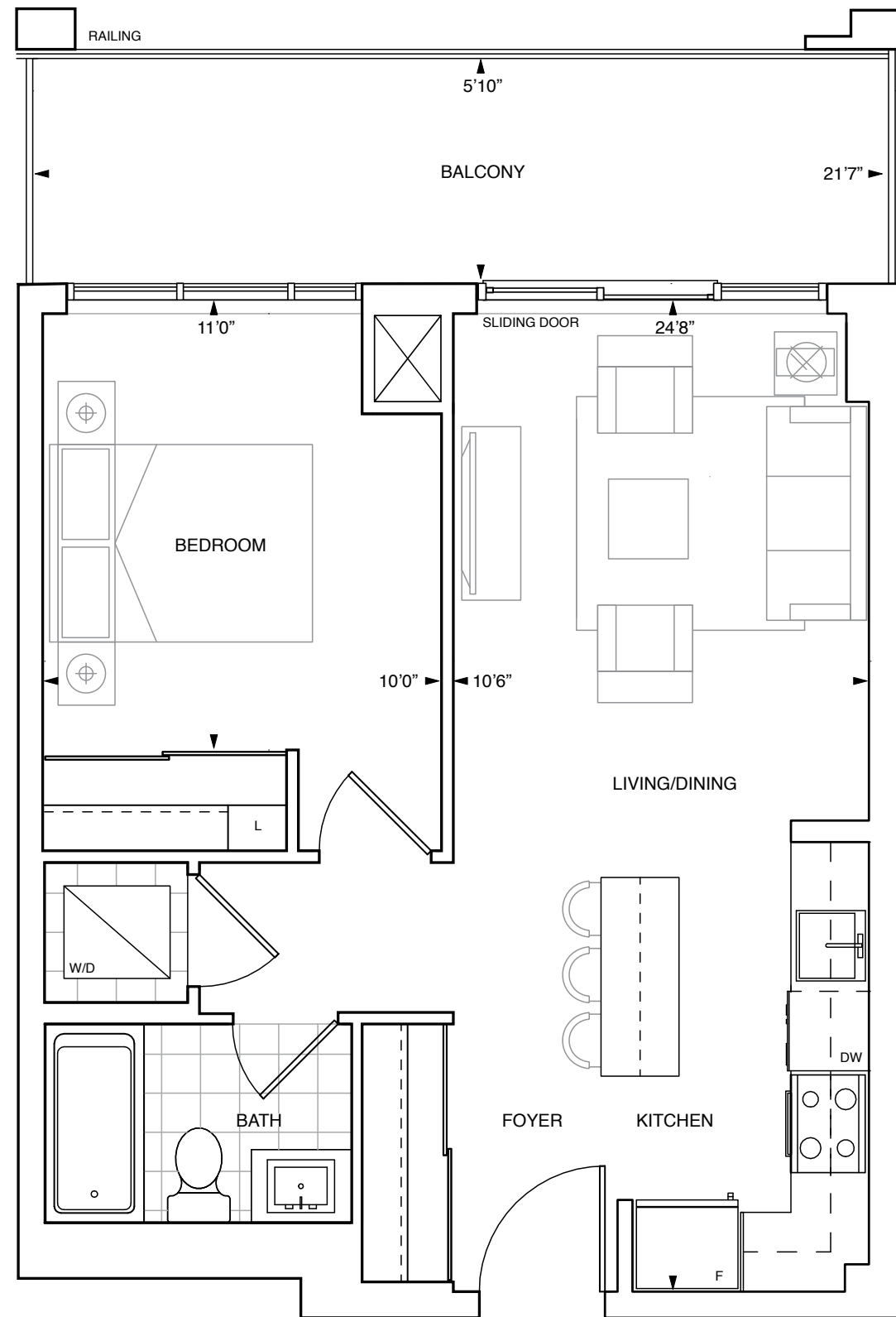
TOWER SERIES
9' CEILING | FLOOR 2-6



Dimensions, specifications, layouts, location of materials and fixtures, tile floor patterns and architectural detailing (including window size and location and door size, location and swing) are approximate only and are subject to change or modifications, without notice. Actual usable floor space varies from stated floor area. Orientation of suite may be reversed and Purchaser agrees to accept same. Balconies, terraces and patios are exclusive use common elements shown for display purposes only and location and size are subject to change without notice. All illustrations are artist concept only. The provisions of Schedule "X" of this Agreement, including Section 6 and 38 apply to this Schedule. E. & O.E.

A
559

1 BEDROOM | Interior 559 Sq.Ft. • Exterior 128 Sq.Ft. • Total 687 Sq.Ft.

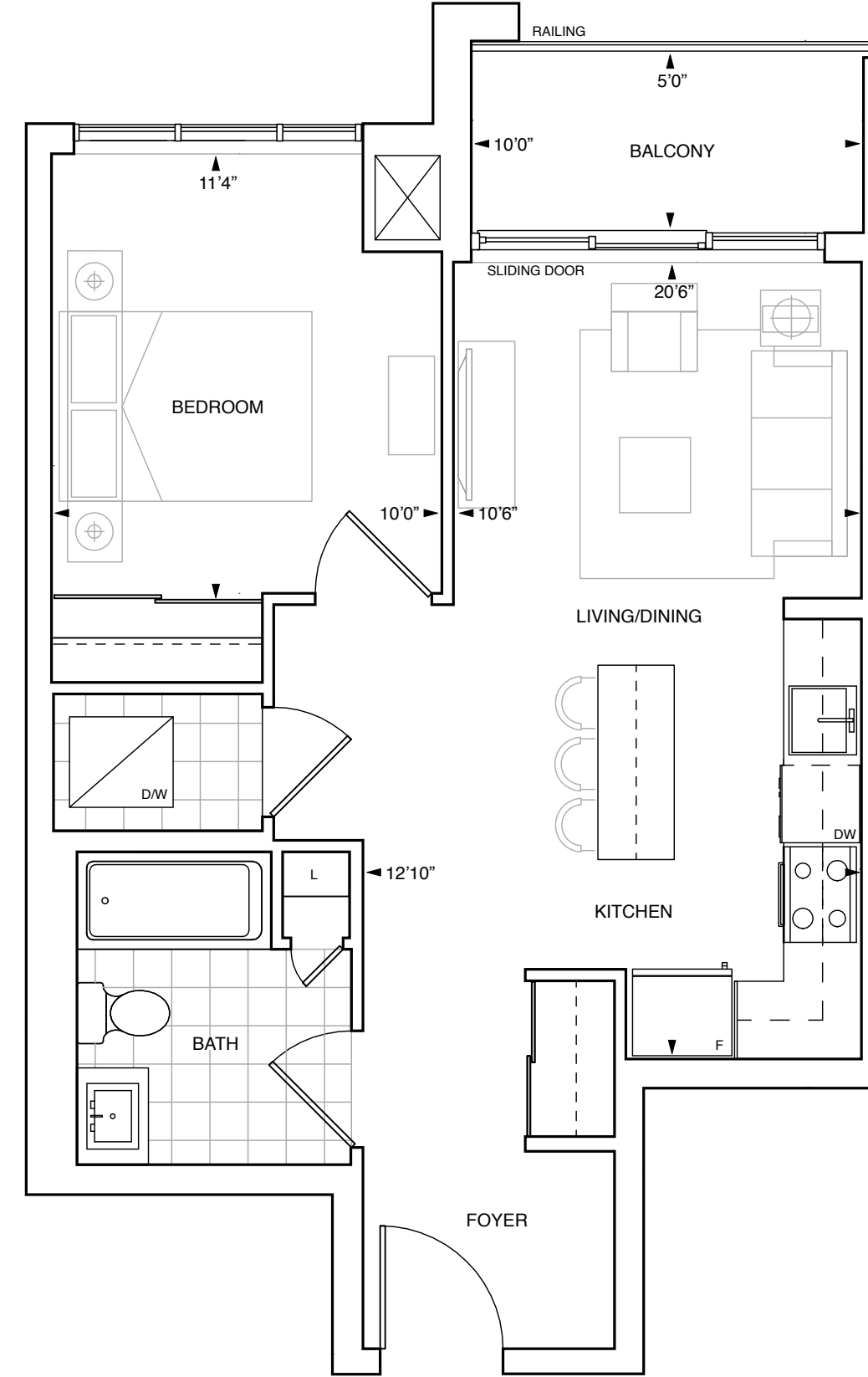


TOWER SERIES
9' CEILING | FLOOR 2-5



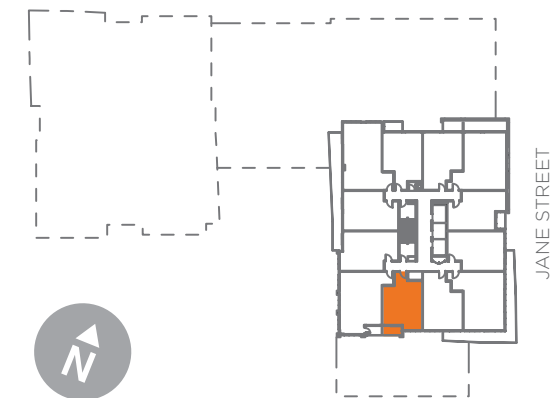
Dimensions, specifications, layouts, location of materials and fixtures, tile floor patterns and architectural detailing (including window size and location and door size, location and swing) are approximate only and are subject to change or modifications, without notice. Actual usable floor space varies from stated floor area. Orientation of suite may be reversed and Purchaser agrees to accept same. Balconies, terraces and patios are exclusive use common elements shown for display purposes only and location and size are subject to change without notice. All illustrations are artist concept only. The provisions of Schedule "X" of this Agreement, including Section 6 and 38 apply to this Schedule. E. & O.E.

1 BEDROOM | Interior 590 Sq.Ft. • Exterior 50 Sq.Ft. • Total 640 Sq.Ft.



CHARISMA SERIES
10' CEILING | FLOOR 23

TOWER SERIES
9' CEILING | FLOOR 8-12 & 14-22

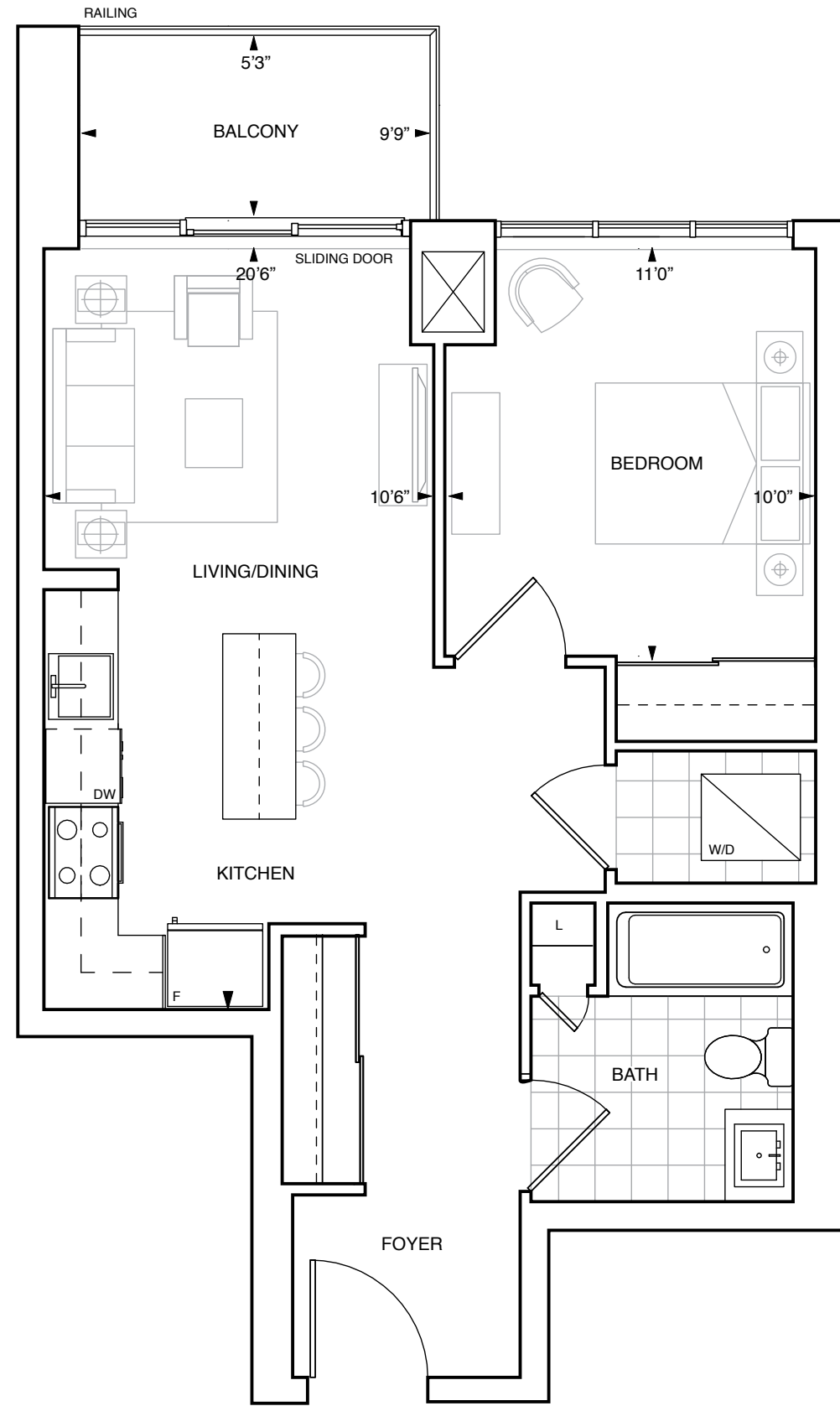


Dimensions, specifications, layouts, location of materials and fixtures, tile floor patterns and architectural detailing (including window size and location and door size, location and swing) are approximate only and are subject to change or modifications, without notice. Actual usable floor space varies from stated floor area. Orientation of suite may be reversed and Purchaser agrees to accept same. Balconies, terraces and patios are exclusive use common elements shown for display purposes only and location and size are subject to change without notice. All illustrations are artist concept only. The provisions of Schedule "X" of this Agreement, including Section 6 and 38 apply to this Schedule. E. & O.E.

A
590

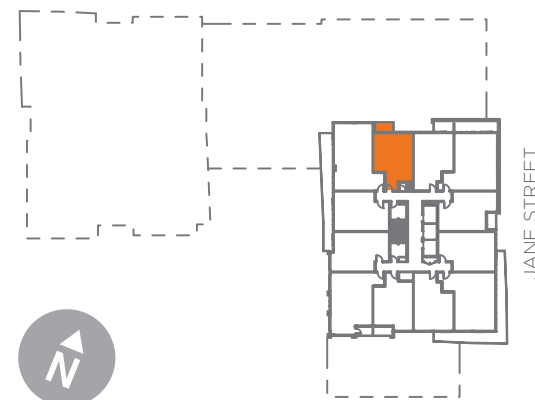


1 BEDROOM | Interior 596 Sq.Ft. • Exterior 50 Sq.Ft. • Total 646 Sq.Ft.



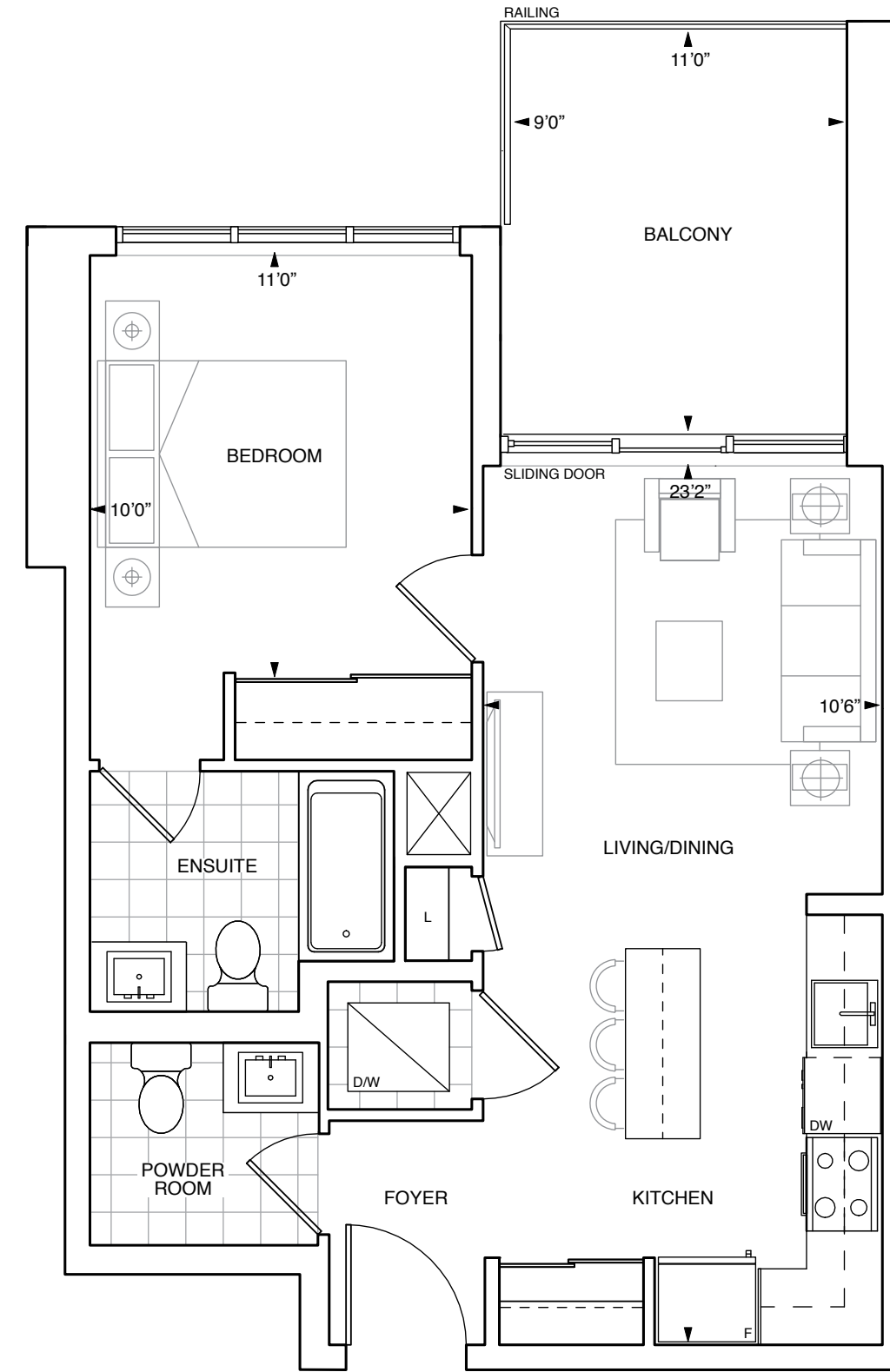
CHARISMA SERIES
10' CEILING | FLOOR 23

TOWER SERIES
9' CEILING | FLOOR 8-12 & 14-22

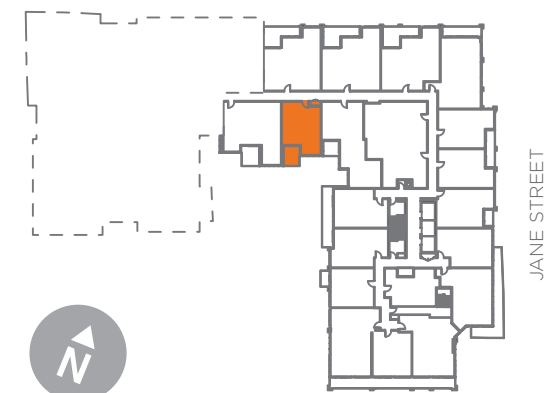


Dimensions, specifications, layouts, location of materials and fixtures, tile floor patterns and architectural detailing (including window size and location and door size, location and swing) are approximate only and are subject to change or modifications, without notice. Actual usable floor space varies from stated floor area. Orientation of suite may be reversed and Purchaser agrees to accept same. Balconies, terraces and patios are exclusive use common elements shown for display purposes only and location and size are subject to change without notice. All illustrations are artist concept only. The provisions of Schedule "X" of this Agreement, including Section 6 and 38 apply to this Schedule. E. & O.E.

1 BEDROOM | Interior 597 Sq.Ft. • Exterior 99 Sq.Ft. • Total 696 Sq.Ft.



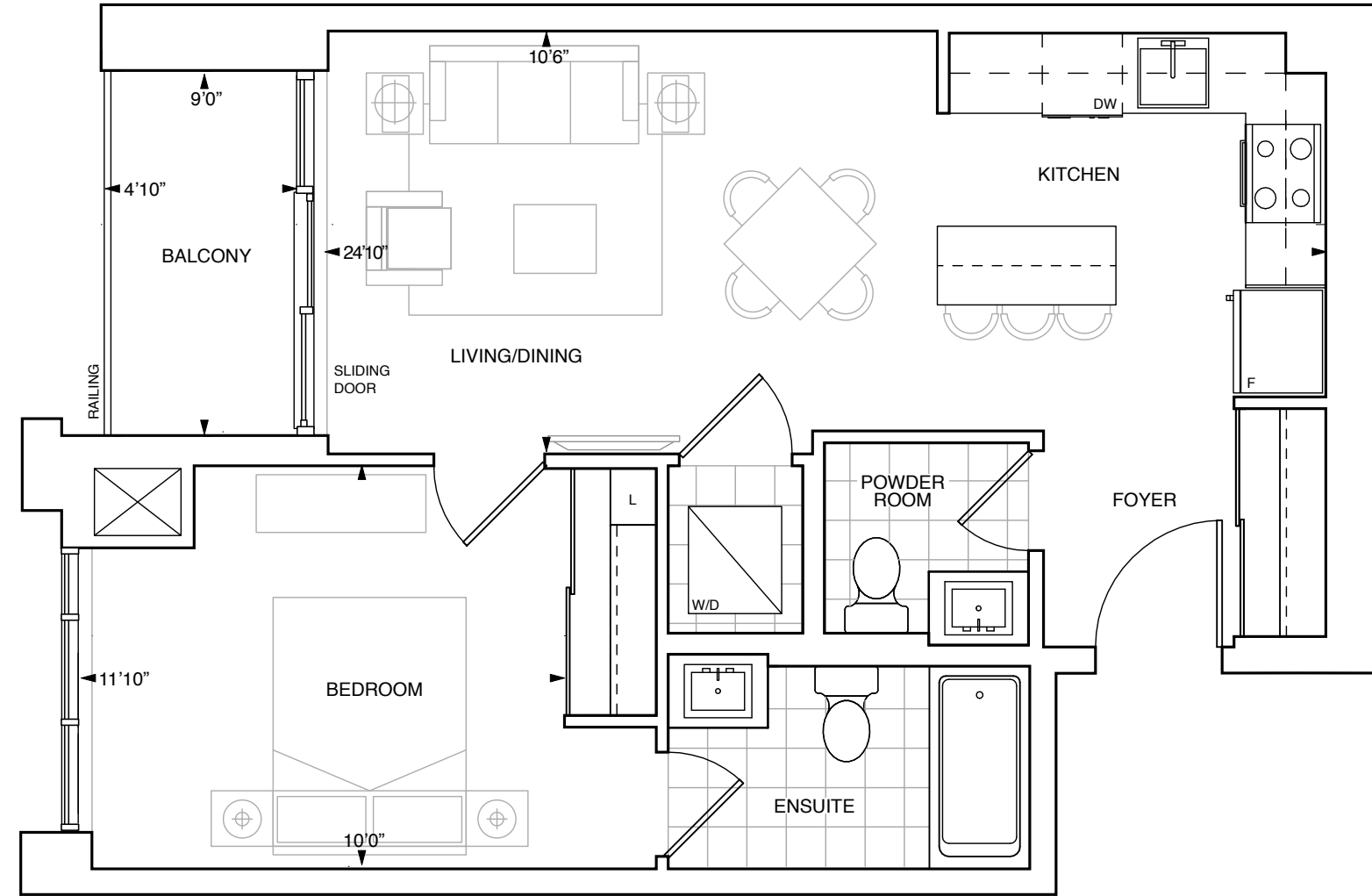
TOWER SERIES
9' CEILING | FLOOR 2-6



Dimensions, specifications, layouts, location of materials and fixtures, tile floor patterns and architectural detailing (including window size and location and door size, location and swing) are approximate only and are subject to change or modifications, without notice. Actual usable floor space varies from stated floor area. Orientation of suite may be reversed and Purchaser agrees to accept same. Balconies, terraces and patios are exclusive use common elements shown for display purposes only and location and size are subject to change without notice. All illustrations are artist concept only. The provisions of Schedule "X" of this Agreement, including Section 6 and 38 apply to this Schedule. E. & O.E.

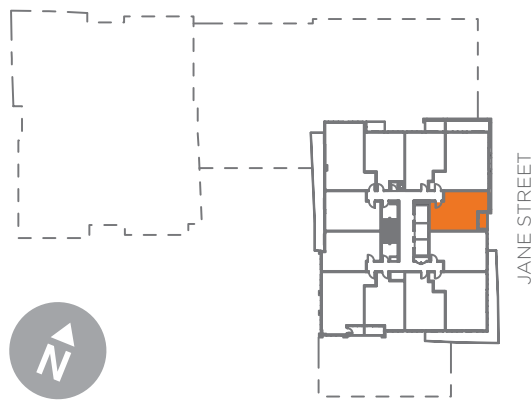
A 615

1 BEDROOM | Interior 615 Sq.Ft. • Exterior 42 Sq.Ft. • Total 657 Sq.Ft.



CHARISMA SERIES
10' CEILING | FLOOR 23

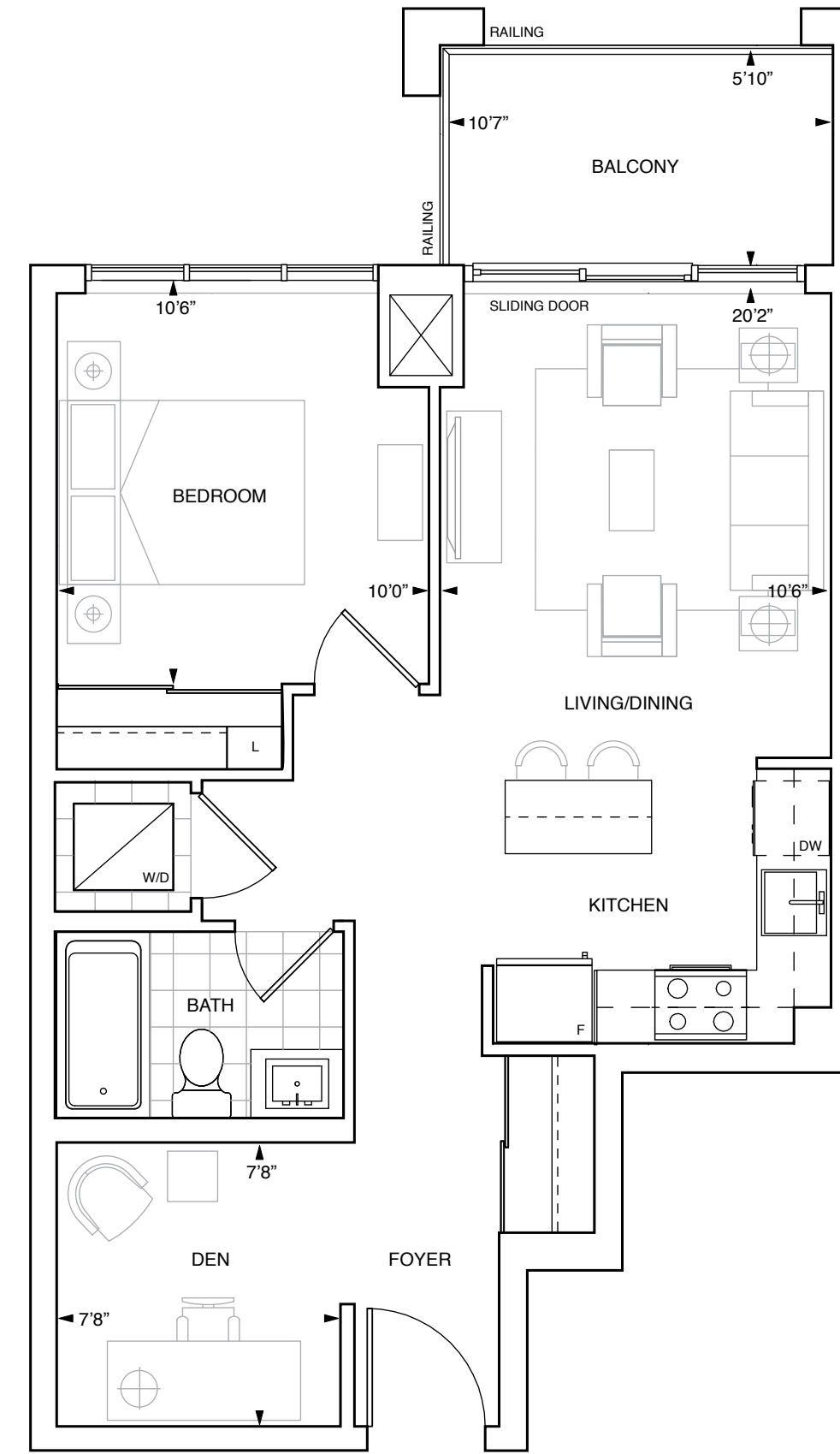
TOWER SERIES
9' CEILING | FLOOR 8-12 & 14-22



Dimensions, specifications, layouts, location of materials and fixtures, tile floor patterns and architectural detailing (including window size and location and door size, location and swing) are approximate only and are subject to change or modifications, without notice. Actual usable floor space varies from stated floor area. Orientation of suite may be reversed and Purchaser agrees to accept same. Balconies, terraces and patios are exclusive use common elements shown for display purposes only and location and size are subject to change without notice. All illustrations are artist concept only. The provisions of Schedule "X" of this Agreement, including Section 6 and 38 apply to this Schedule. E. & O.E.

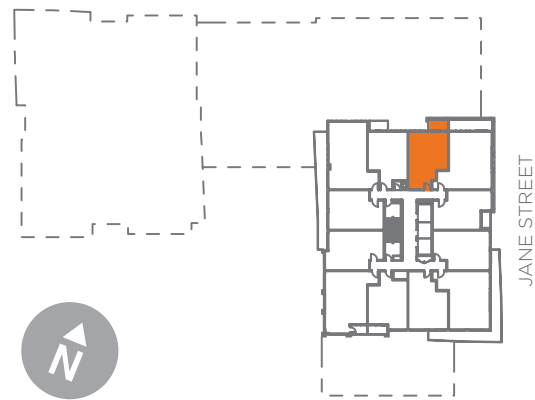
1 BEDROOM + DEN | Interior 618 Sq.Ft. • Exterior 61 Sq.Ft. • Total 679 Sq.Ft.

B 618



CHARISMA SERIES
10' CEILING | FLOOR 23

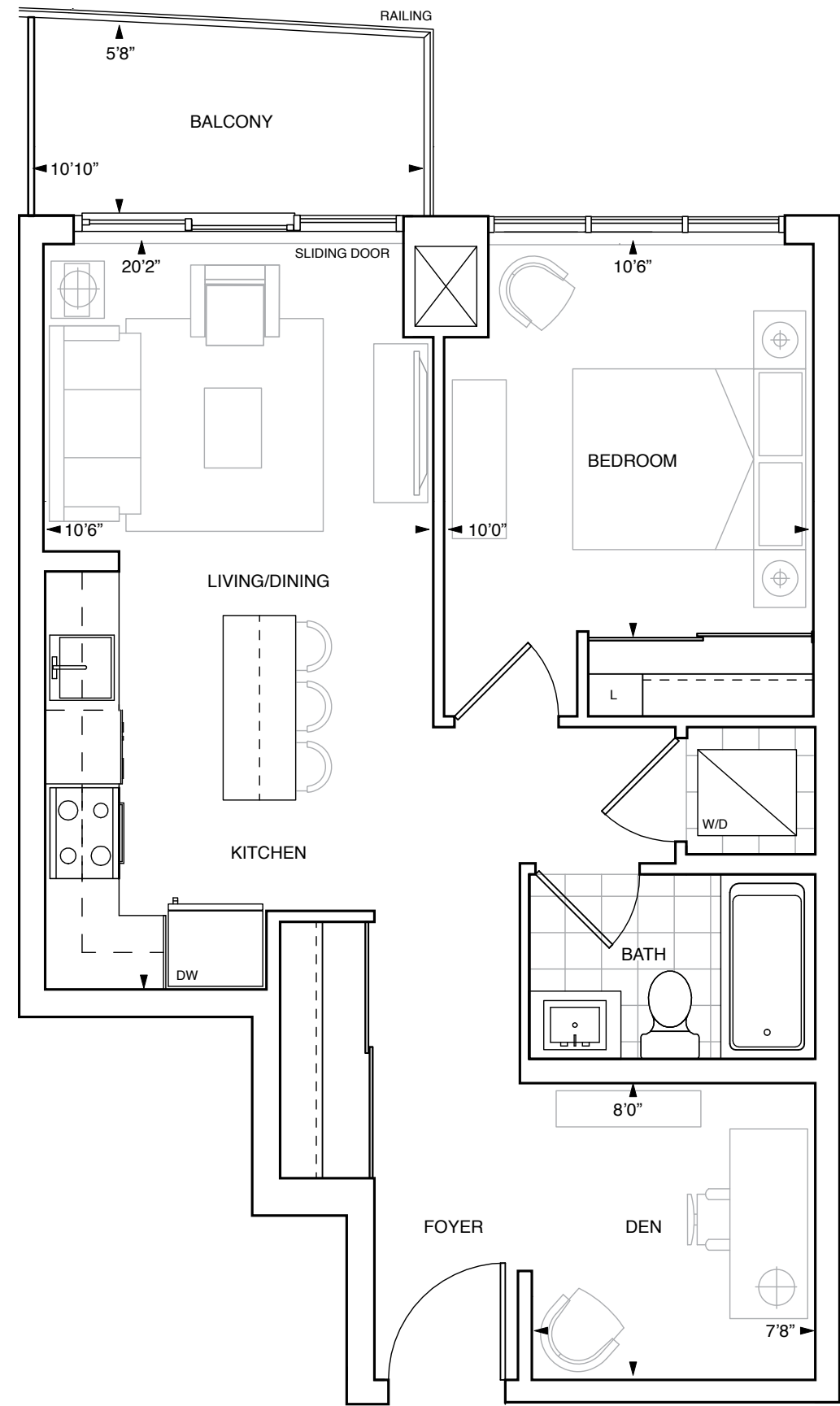
TOWER SERIES
9' CEILING | FLOOR 9-12 & 14-22



Dimensions, specifications, layouts, location of materials and fixtures, tile floor patterns and architectural detailing (including window size and location and door size, location and swing) are approximate only and are subject to change or modifications, without notice. Actual usable floor space varies from stated floor area. Orientation of suite may be reversed and Purchaser agrees to accept same. Balconies, terraces and patios are exclusive use common elements shown for display purposes only and location and size are subject to change without notice. All illustrations are artist concept only. The provisions of Schedule "X" of this Agreement, including Section 6 and 38 apply to this Schedule. E. & O.E.

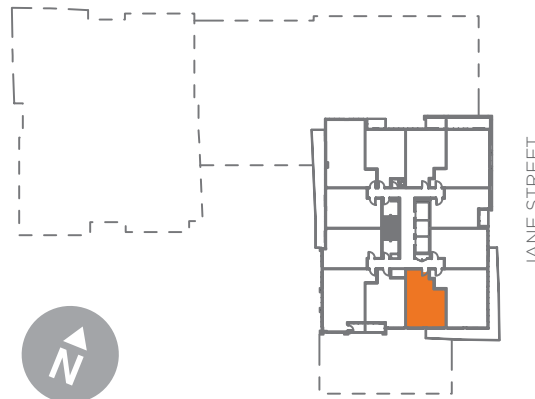
B
622

1 BEDROOM + DEN | Interior 622 Sq.Ft. • Exterior 57 Sq.Ft. • Total 679 Sq.Ft.

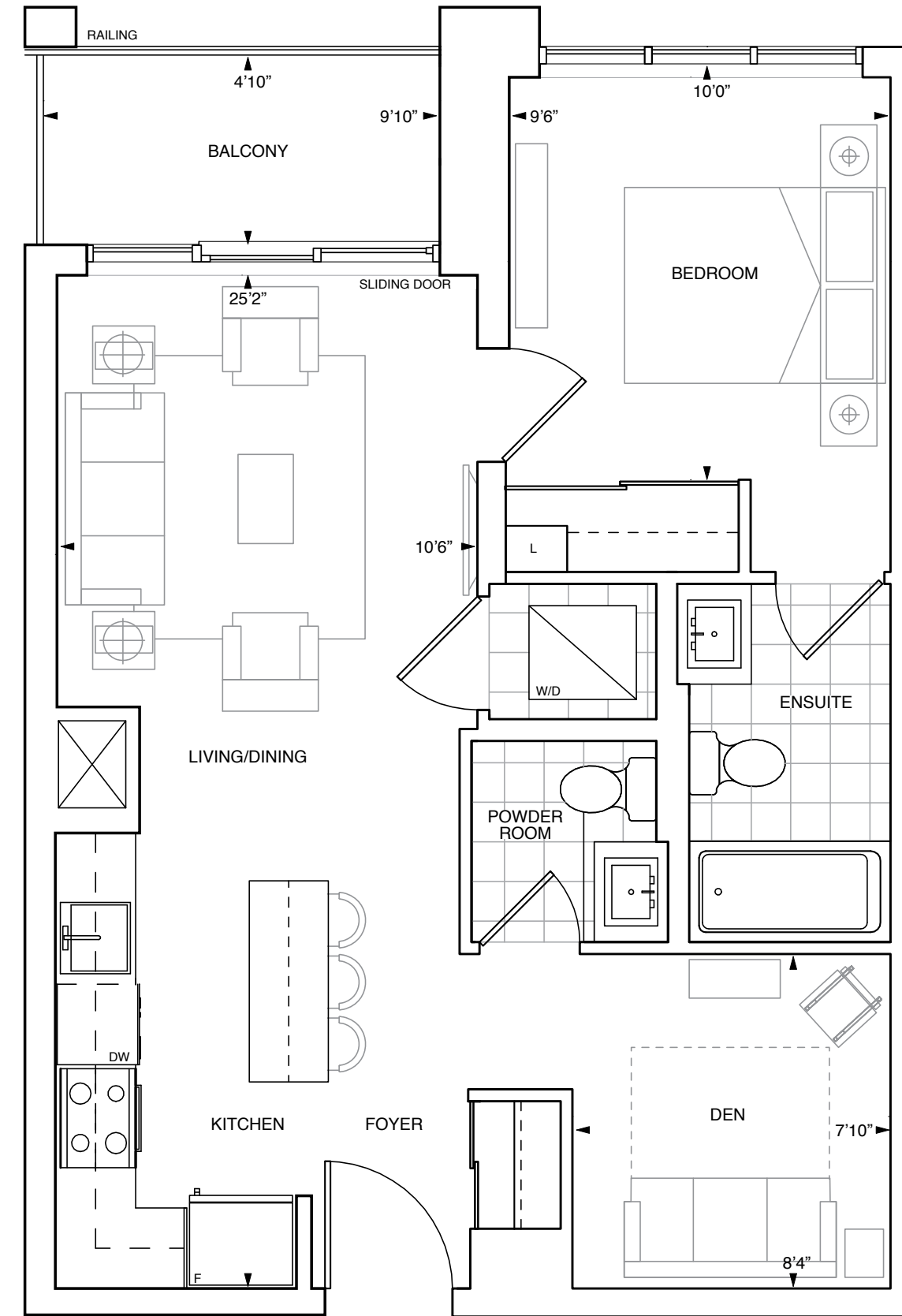


CHARISMA SERIES
10' CEILING | FLOOR 23

TOWER SERIES
9' CEILING | FLOOR 8-12 & 14-22

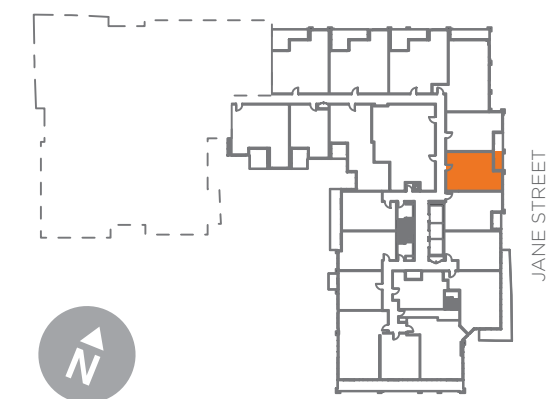


1 BEDROOM + DEN | Interior 639 Sq.Ft. • Exterior 47 Sq.Ft. • Total 686 Sq.Ft.



CHARISMA SERIES
10' CEILING | FLOOR 6 & 7

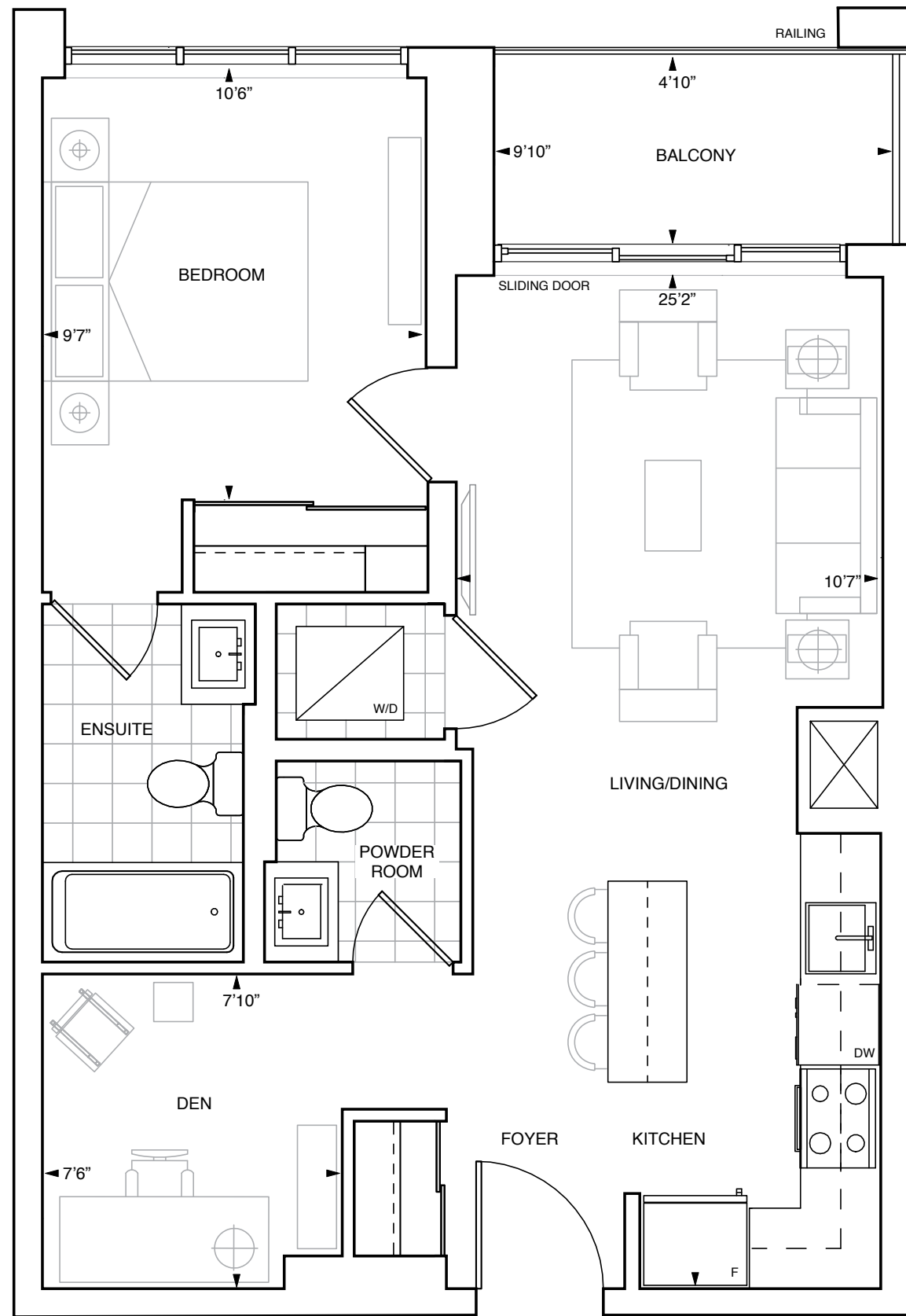
TOWER SERIES
9' CEILING | FLOOR 2-5



B
639

B 645

1 BEDROOM + DEN | Interior 645 Sq.Ft. • Exterior 47 Sq.Ft. • Total 692 Sq.Ft.



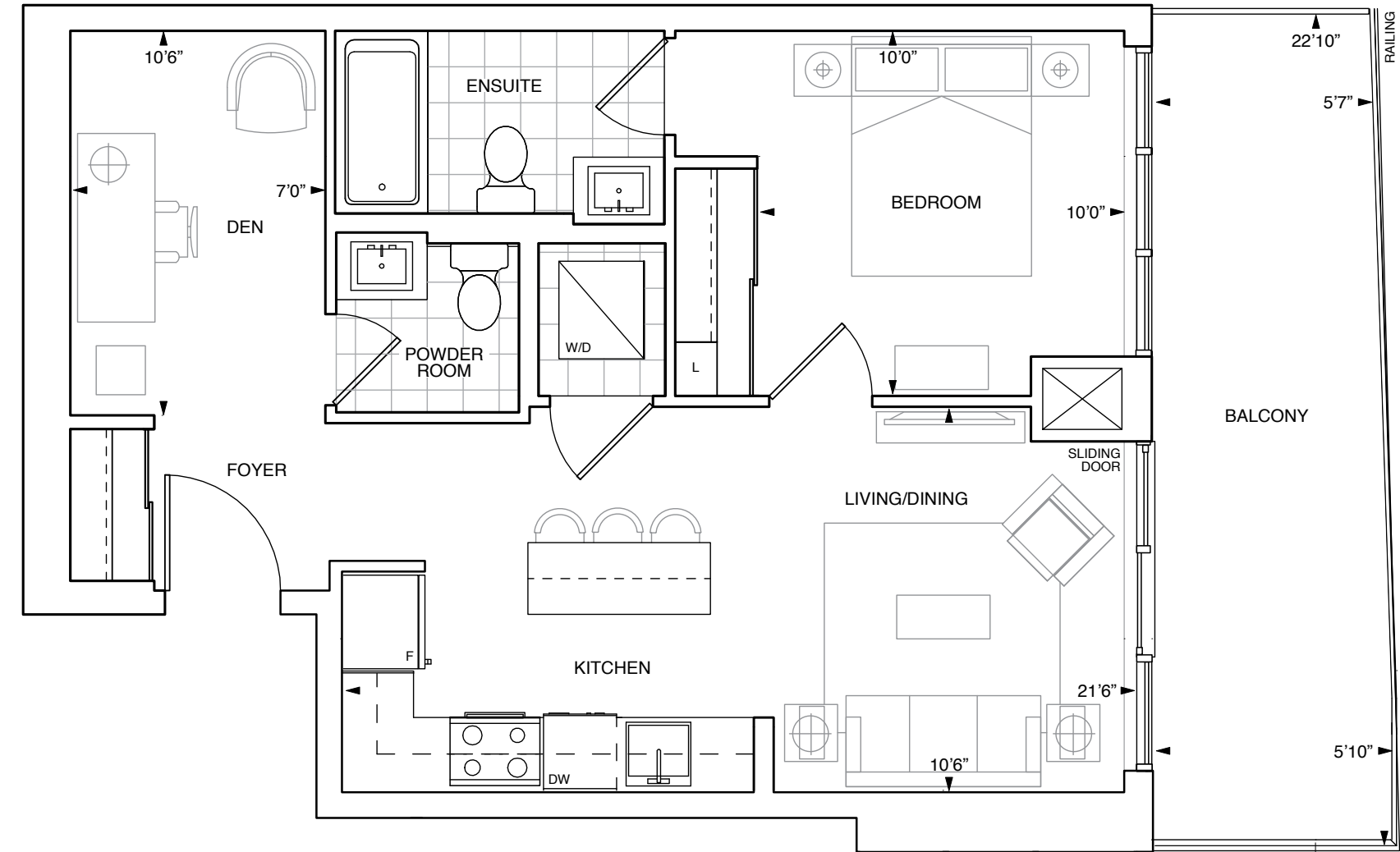
CHARISMA SERIES
10' CEILING | FLOOR 6 & 7
TOWER SERIES
9' CEILING | FLOOR 2 -5



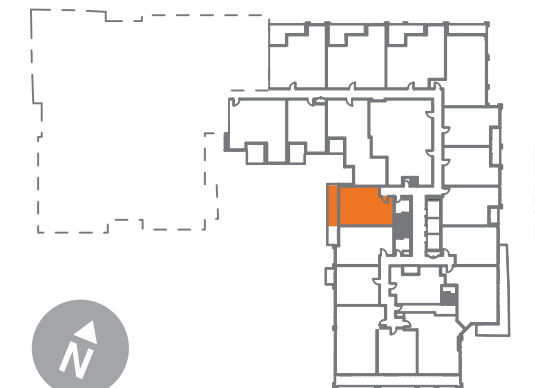
Dimensions, specifications, layouts, location of materials and fixtures, tile floor patterns and architectural detailing (including window size and location and door size, location and swing) are approximate only and are subject to change or modifications, without notice. Actual usable floor space varies from stated floor area. Orientation of suite may be reversed and Purchaser agrees to accept same. Balconies, terraces and patios are exclusive use common elements shown for display purposes only and location and size are subject to change without notice. All illustrations are artist concept only. The provisions of Schedule "X" of this Agreement, including Section 6 and 38 apply to this Schedule. E. & O.E.

B 646

1 BEDROOM + DEN | Interior 646 Sq.Ft. • Exterior 115 Sq.Ft. • Total 761 Sq.Ft.



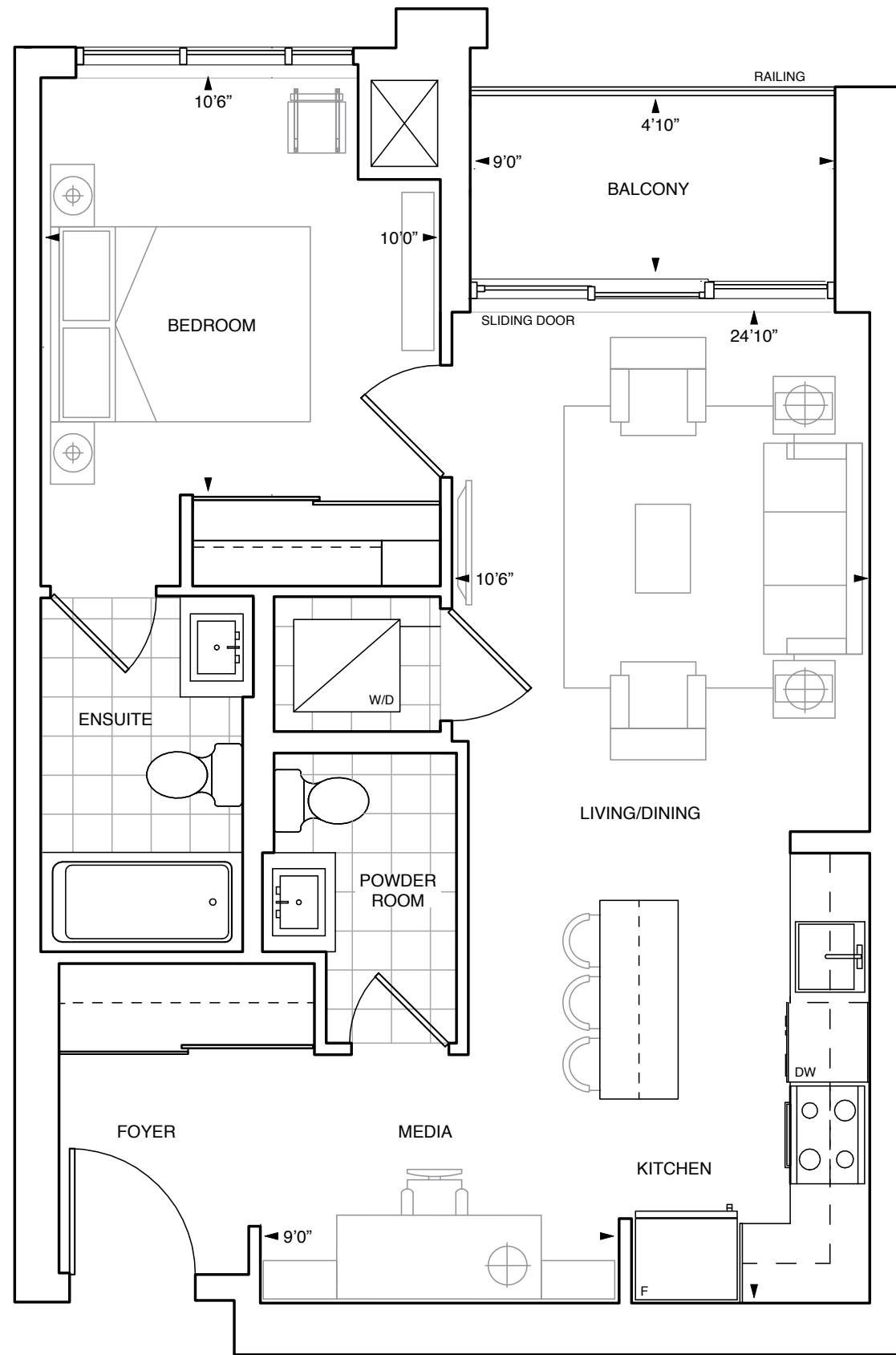
CHARISMA SERIES
10' CEILING | FLOOR 23
TOWER SERIES
9' CEILING | FLOOR 2-6, 8-12 & 14-22



Dimensions, specifications, layouts, location of materials and fixtures, tile floor patterns and architectural detailing (including window size and location and door size, location and swing) are approximate only and are subject to change or modifications, without notice. Actual usable floor space varies from stated floor area. Orientation of suite may be reversed and Purchaser agrees to accept same. Balconies, terraces and patios are exclusive use common elements shown for display purposes only and location and size are subject to change without notice. All illustrations are artist concept only. The provisions of Schedule "X" of this Agreement, including Section 6 and 38 apply to this Schedule. E. & O.E.

A
650M

1 BEDROOM + MEDIA | Interior 650 Sq.Ft. • Exterior 43 Sq.Ft. • Total 693 Sq.Ft.



CHARISMA SERIES
10' CEILING | FLOOR 6 & 7

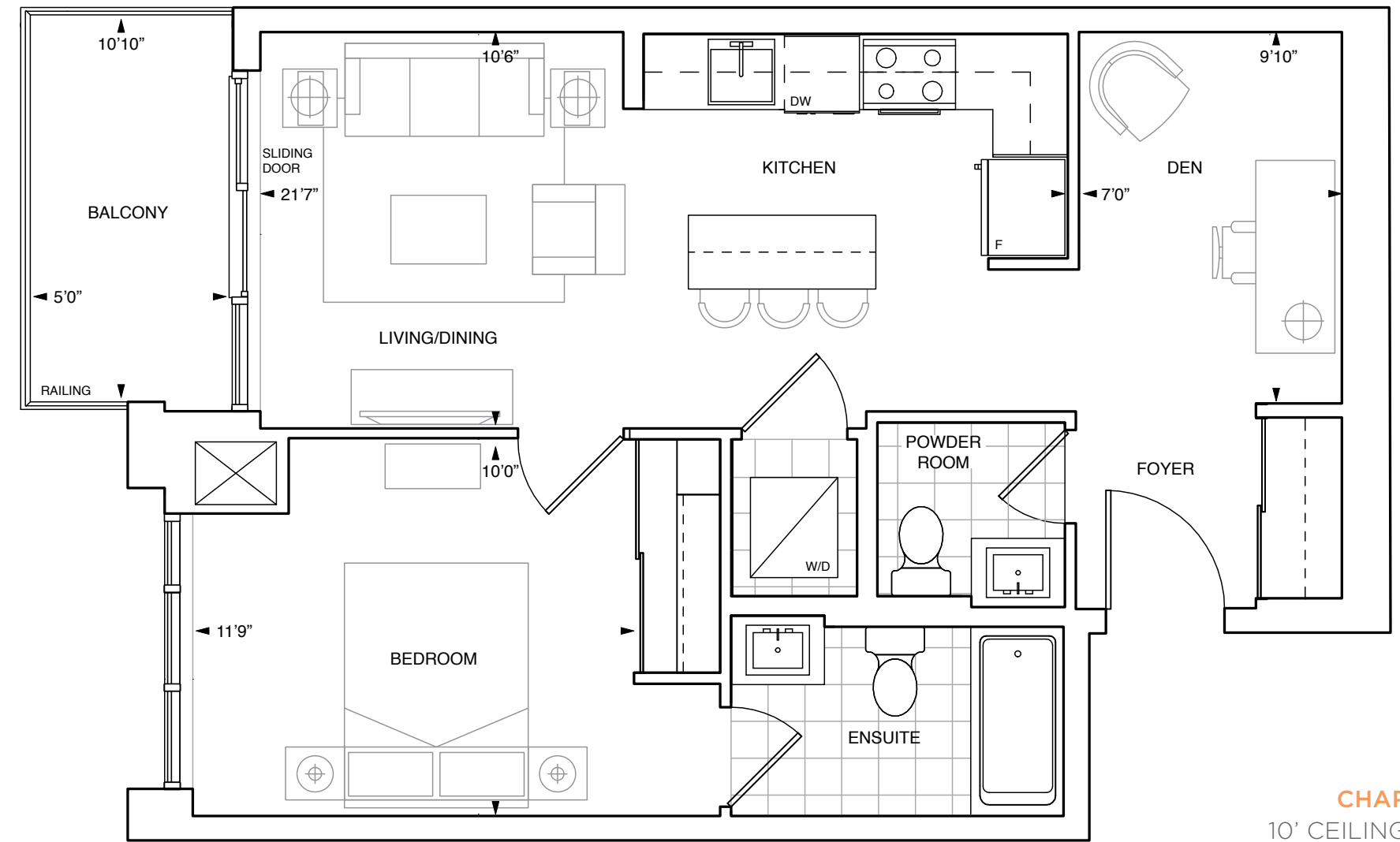
TOWER SERIES
9' CEILING | FLOOR 2-5



Dimensions, specifications, layouts, location of materials and fixtures, tile floor patterns and architectural detailing (including window size and location and door size, location and swing) are approximate only and are subject to change or modifications, without notice. Actual usable floor space varies from stated floor area. Orientation of suite may be reversed and Purchaser agrees to accept same. Balconies, terraces and patios are exclusive use common elements shown for display purposes only and location and size are subject to change without notice. All illustrations are artist concept only. The provisions of Schedule "X" of this Agreement, including Section 6 and 38 apply to this Schedule. E. & O.E.

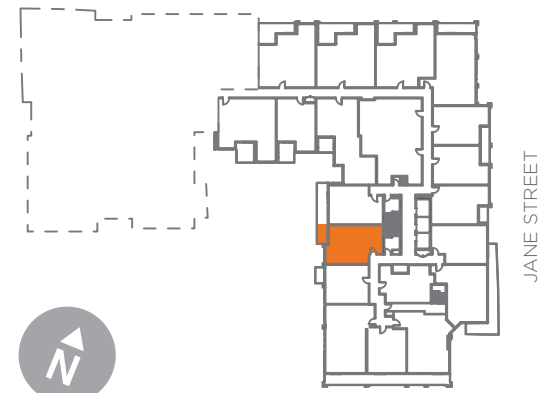
B
655

1 BEDROOM + DEN | Interior 655 Sq.Ft. • Exterior 50 Sq.Ft. • Total 705 Sq.Ft.



CHARISMA SERIES
10' CEILING | FLOOR 23

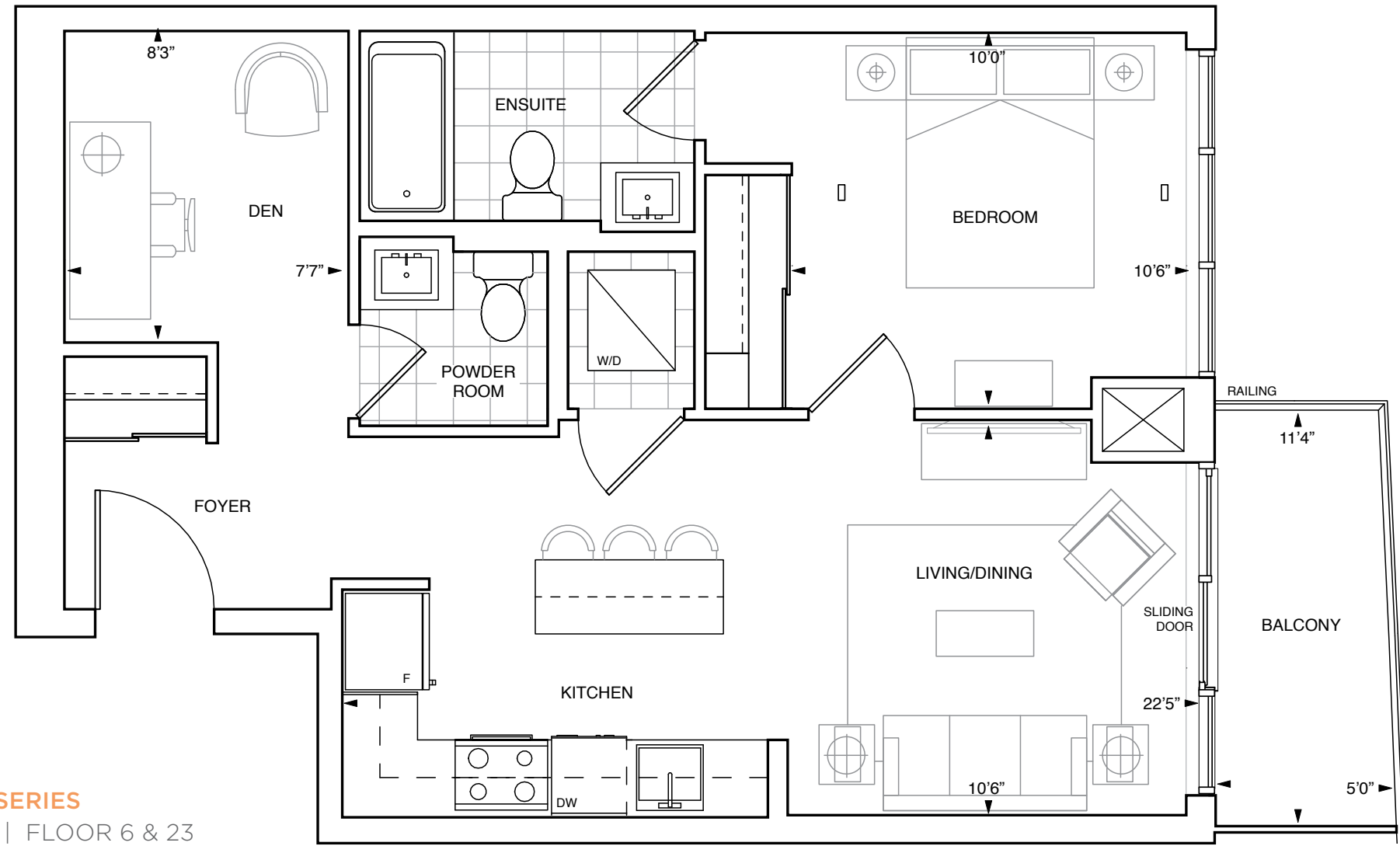
TOWER SERIES
9' CEILING | FLOOR 2 -6 8-12 & 14-22



Dimensions, specifications, layouts, location of materials and fixtures, tile floor patterns and architectural detailing (including window size and location and door size, location and swing) are approximate only and are subject to change or modifications, without notice. Actual usable floor space varies from stated floor area. Orientation of suite may be reversed and Purchaser agrees to accept same. Balconies, terraces and patios are exclusive use common elements shown for display purposes only and location and size are subject to change without notice. All illustrations are artist concept only. The provisions of Schedule "X" of this Agreement, including Section 6 and 38 apply to this Schedule. E. & O.E.

B
663

1 BEDROOM + DEN | Interior 663 Sq.Ft. • Exterior 53 Sq.Ft. • Total 716 Sq.Ft.



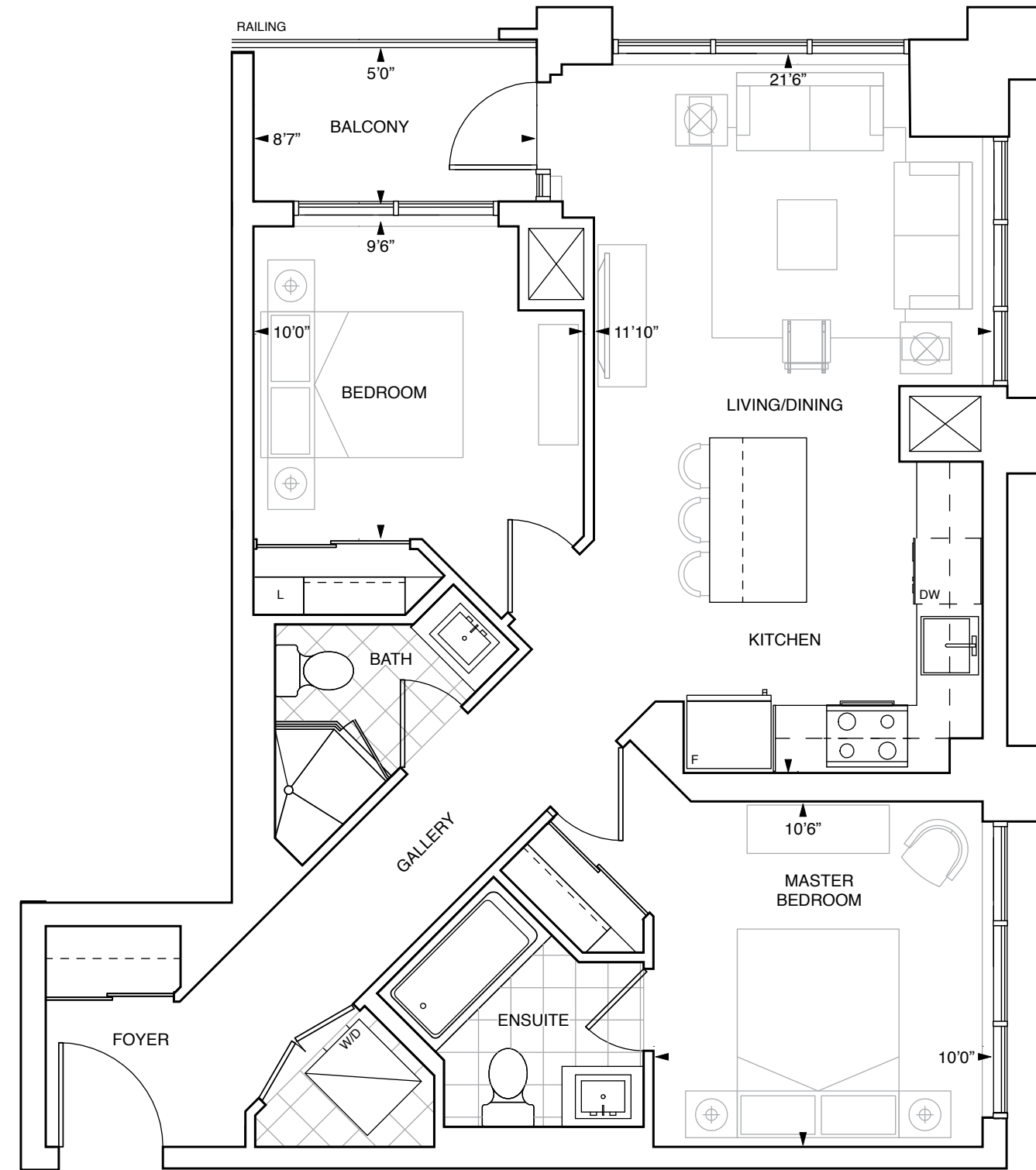
CHARISMA SERIES
10' CEILING | FLOOR 6 & 23
TOWER SERIES
9' CEILING | FLOOR 2-5, 8-12 & 14-22



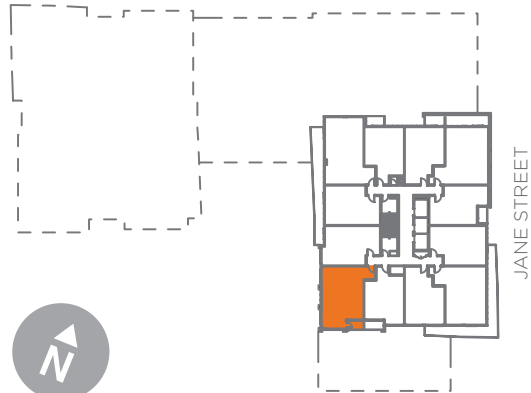
Dimensions, specifications, layouts, location of materials and fixtures, tile floor patterns and architectural detailing (including window size and location and door size, location and swing) are approximate only and are subject to change or modifications, without notice. Actual usable floor space varies from stated floor area. Orientation of suite may be reversed and Purchaser agrees to accept same. Balconies, terraces and patios are exclusive use common elements shown for display purposes only and location and size are subject to change without notice. All illustrations are artist concept only. The provisions of Schedule "X" of this Agreement, including Section 6 and 38 apply to this Schedule. E. & O.E.

C
808

2 BEDROOM | Interior 808 Sq.Ft. • Exterior 40 Sq.Ft. • Total 848 Sq.Ft.



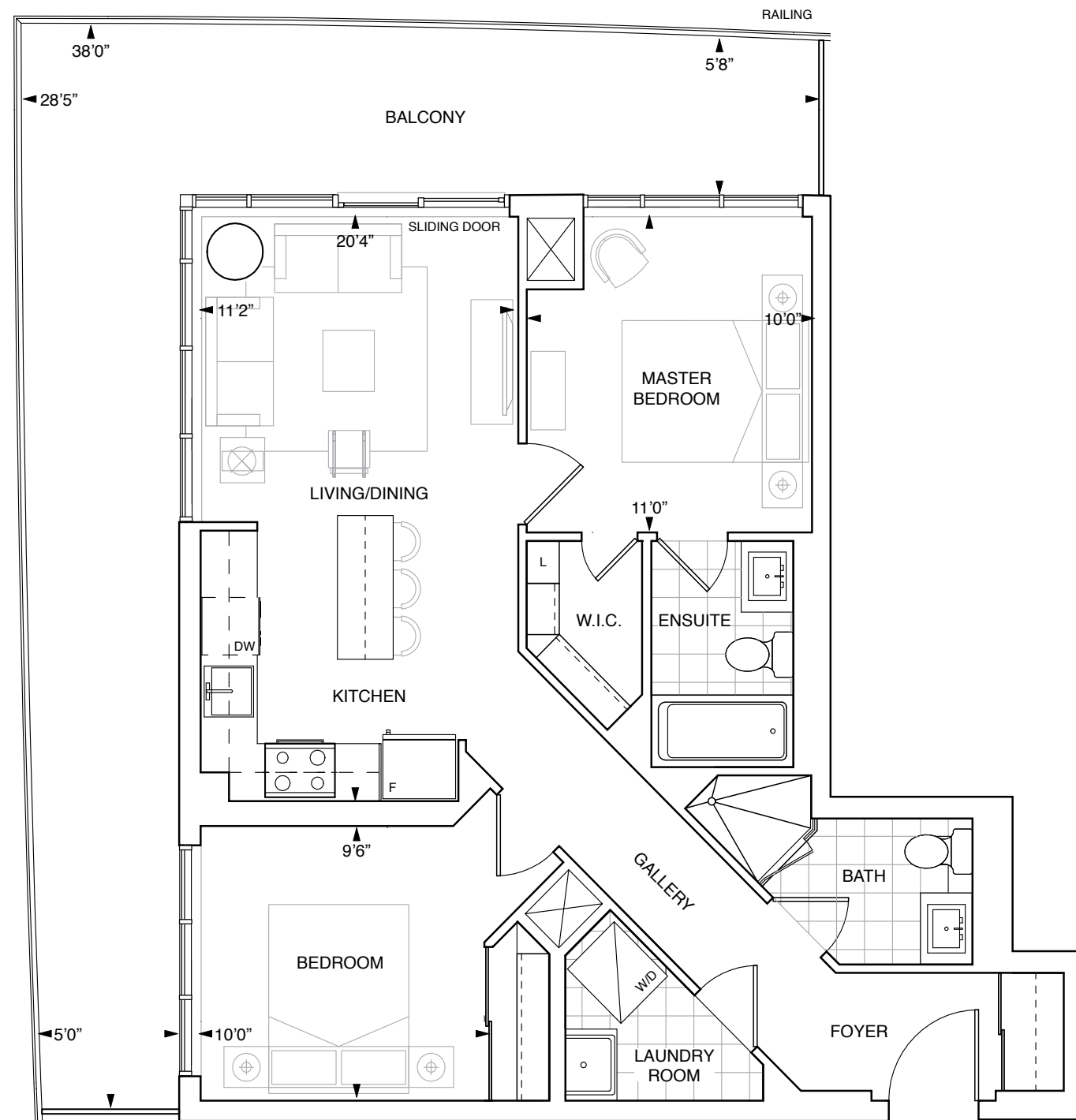
CHARISMA SERIES
10' CEILING | FLOOR 23
TOWER SERIES
9' CEILING | FLOOR 8-12 & 14-22



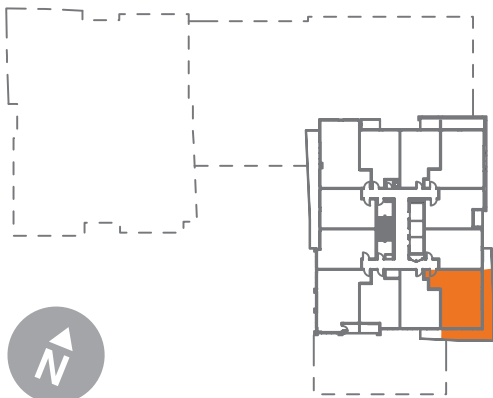
Dimensions, specifications, layouts, location of materials and fixtures, tile floor patterns and architectural detailing (including window size and location and door size, location and swing) are approximate only and are subject to change or modifications, without notice. Actual usable floor space varies from stated floor area. Orientation of suite may be reversed and Purchaser agrees to accept same. Balconies, terraces and patios are exclusive use common elements shown for display purposes only and location and size are subject to change without notice. All illustrations are artist concept only. The provisions of Schedule "X" of this Agreement, including Section 6 and 38 apply to this Schedule. E. & O.E.

C
817

2 BEDROOM | Interior 817 Sq.Ft. • Exterior 345 Sq.Ft. • Total 1,162 Sq.Ft.

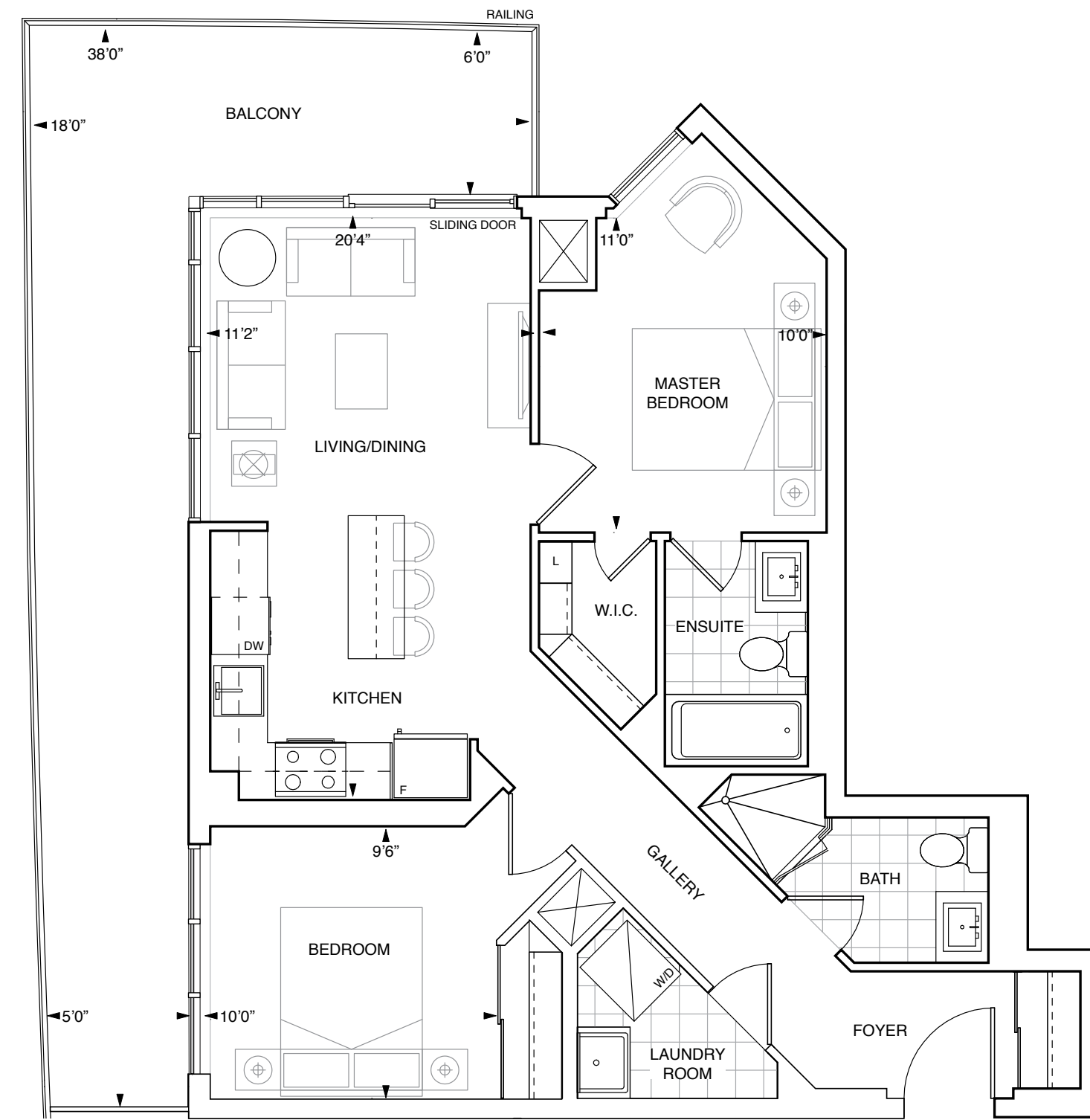


CHARISMA SERIES
10' CEILING | FLOOR 23
TOWER SERIES
9' CEILING | FLOOR 8-12 & 14-22



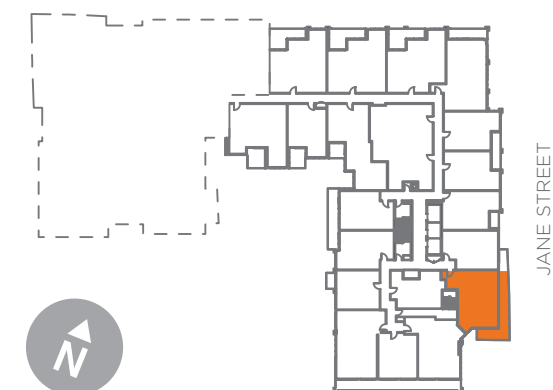
Dimensions, specifications, layouts, location of materials and fixtures, tile floor patterns and architectural detailing (including window size and location and door size, location and swing) are approximate only and are subject to change or modifications, without notice. Actual usable floor space varies from stated floor area. Orientation of suite may be reversed and Purchaser agrees to accept same. Balconies, terraces and patios are exclusive use common elements shown for display purposes only and location and size are subject to change without notice. All illustrations are artist concept only. The provisions of Schedule "X" of this Agreement, including Section 6 and 38 apply to this Schedule. E. & O.E.

2 BEDROOM | Interior 837 Sq.Ft. • Exterior 285 Sq.Ft. • Total 1,122 Sq.Ft.



C
837

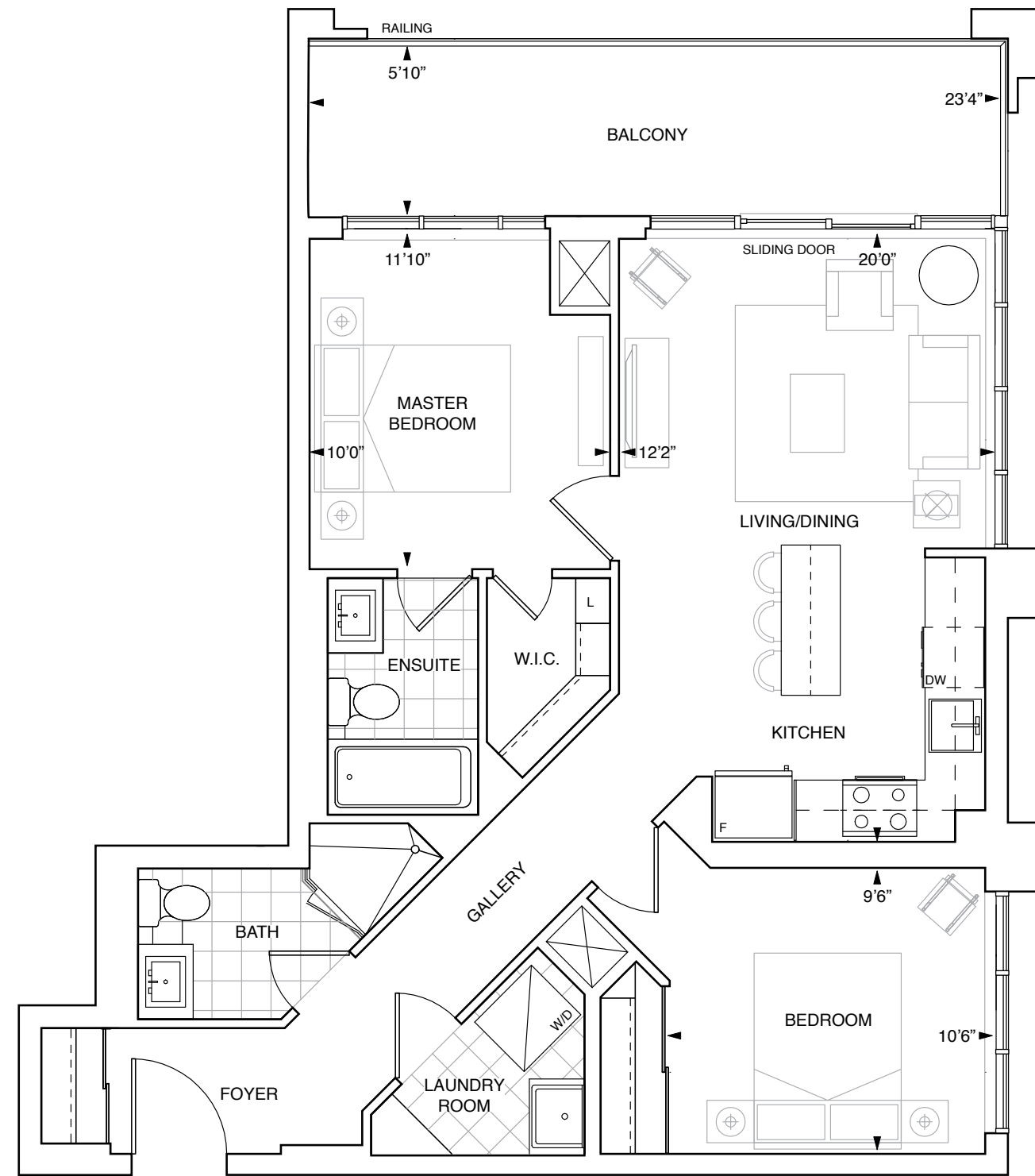
TOWER SERIES
9' CEILING | FLOOR 2-6



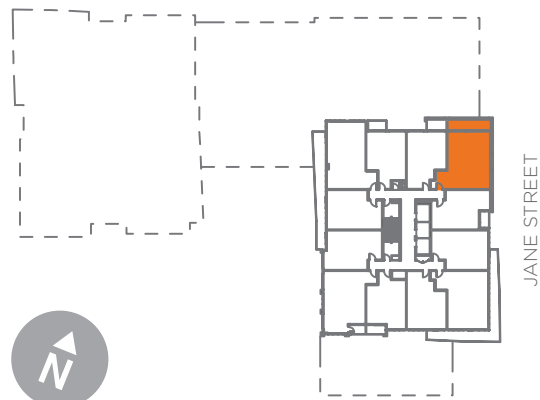
Dimensions, specifications, layouts, location of materials and fixtures, tile floor patterns and architectural detailing (including window size and location and door size, location and swing) are approximate only and are subject to change or modifications, without notice. Actual usable floor space varies from stated floor area. Orientation of suite may be reversed and Purchaser agrees to accept same. Balconies, terraces and patios are exclusive use common elements shown for display purposes only and location and size are subject to change without notice. All illustrations are artist concept only. The provisions of Schedule "X" of this Agreement, including Section 6 and 38 apply to this Schedule. E. & O.E.



2 BEDROOM | Interior 838 Sq.Ft. • Exterior 135 Sq.Ft. • Total 973 Sq.Ft.

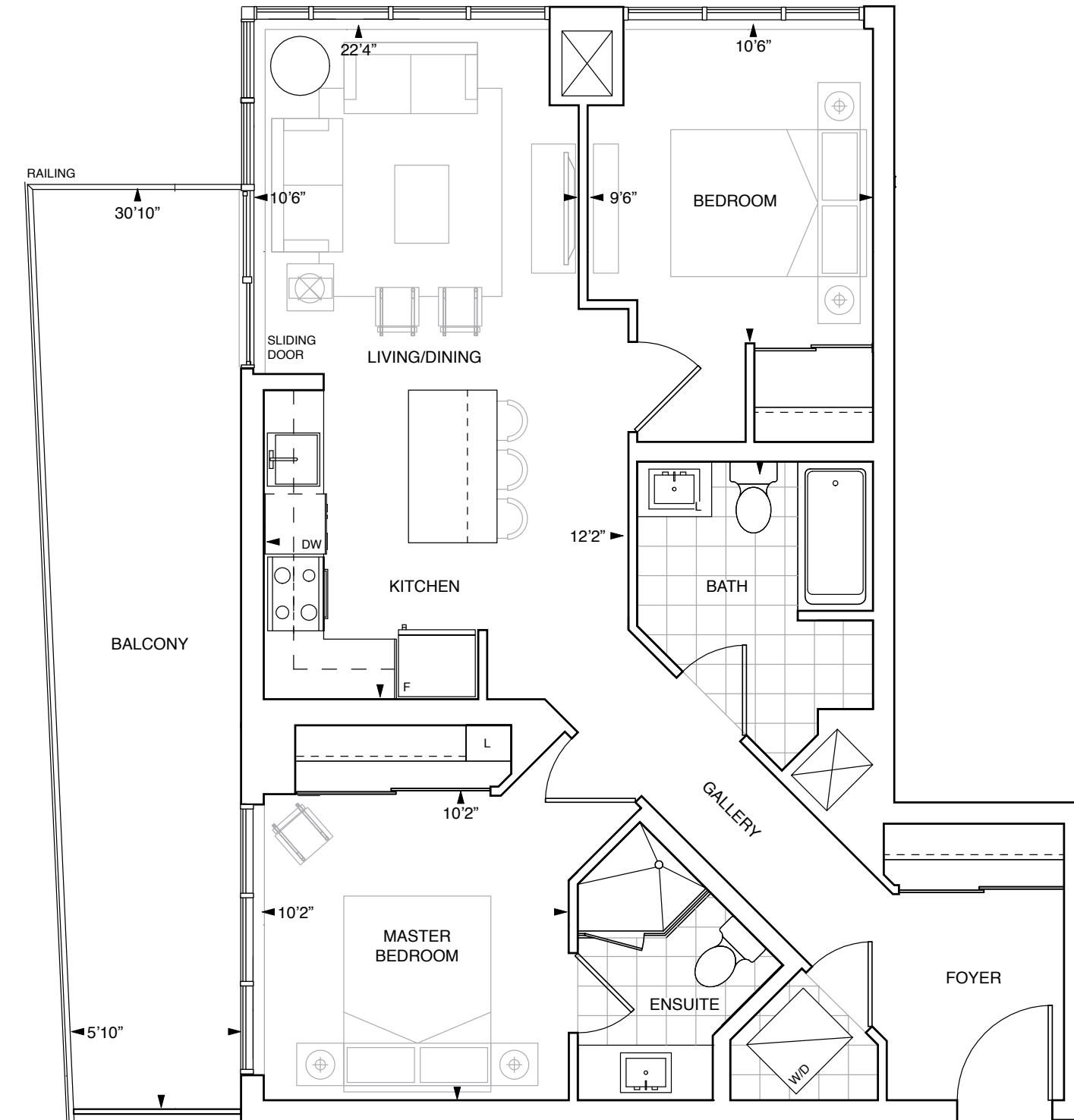


CHARISMA SERIES
10' CEILING | FLOOR 23
TOWER SERIES
9' CEILING | FLOOR 8-12 & 14-22

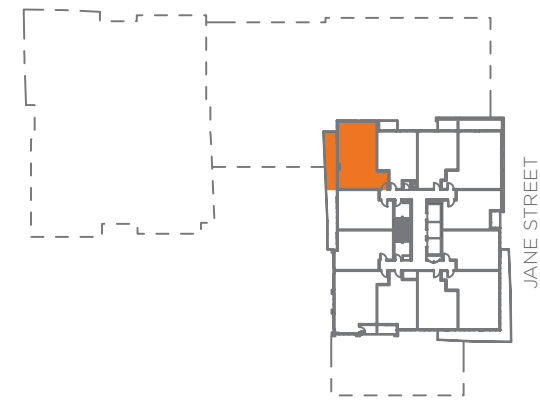


Dimensions, specifications, layouts, location of materials and fixtures, tile floor patterns and architectural detailing (including window size and location and door size, location and swing) are approximate only and are subject to change or modifications, without notice. Actual usable floor space varies from stated floor area. Orientation of suite may be reversed and Purchaser agrees to accept same. Balconies, terraces and patios are exclusive use common elements shown for display purposes only and location and size are subject to change without notice. All illustrations are artist concept only. The provisions of Schedule "X" of this Agreement, including Section 6 and 38 apply to this Schedule. E. & O.E.

2 BEDROOM | Interior 874 Sq.Ft. • Exterior 200 Sq.Ft. • Total 1,074 Sq.Ft.



CHARISMA SERIES
10' CEILING | FLOOR 23
TOWER SERIES
9' CEILING | FLOOR 8-12 & 14-22

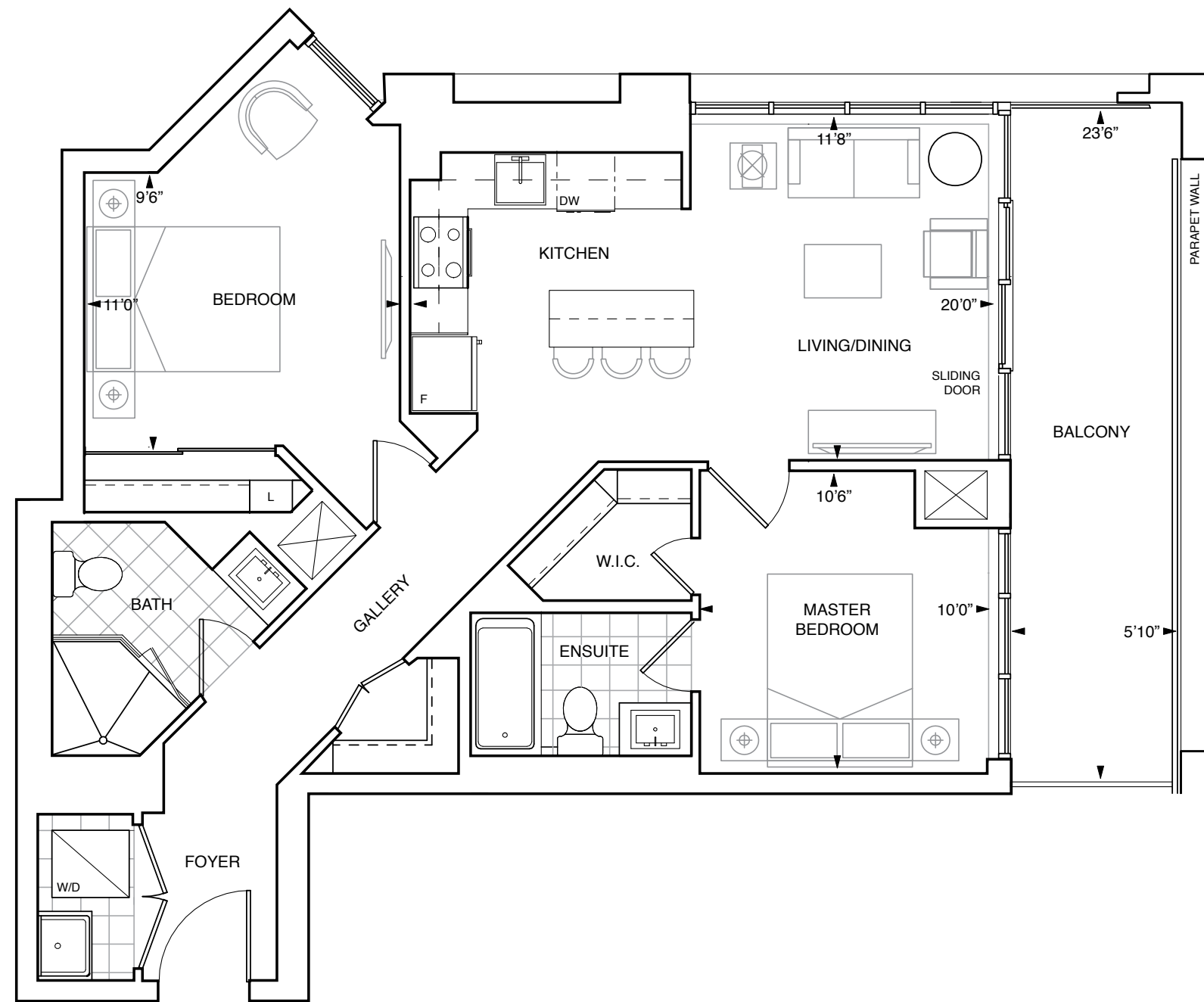


JANE STREET

Dimensions, specifications, layouts, location of materials and fixtures, tile floor patterns and architectural detailing (including window size and location and door size, location and swing) are approximate only and are subject to change or modifications, without notice. Actual usable floor space varies from stated floor area. Orientation of suite may be reversed and Purchaser agrees to accept same. Balconies, terraces and patios are exclusive use common elements shown for display purposes only and location and size are subject to change without notice. All illustrations are artist concept only. The provisions of Schedule "X" of this Agreement, including Section 6 and 38 apply to this Schedule. E. & O.E.

C
877

2 BEDROOM | Interior 877 Sq.Ft. • Exterior 135 Sq.Ft. • Total 1,012 Sq.Ft.

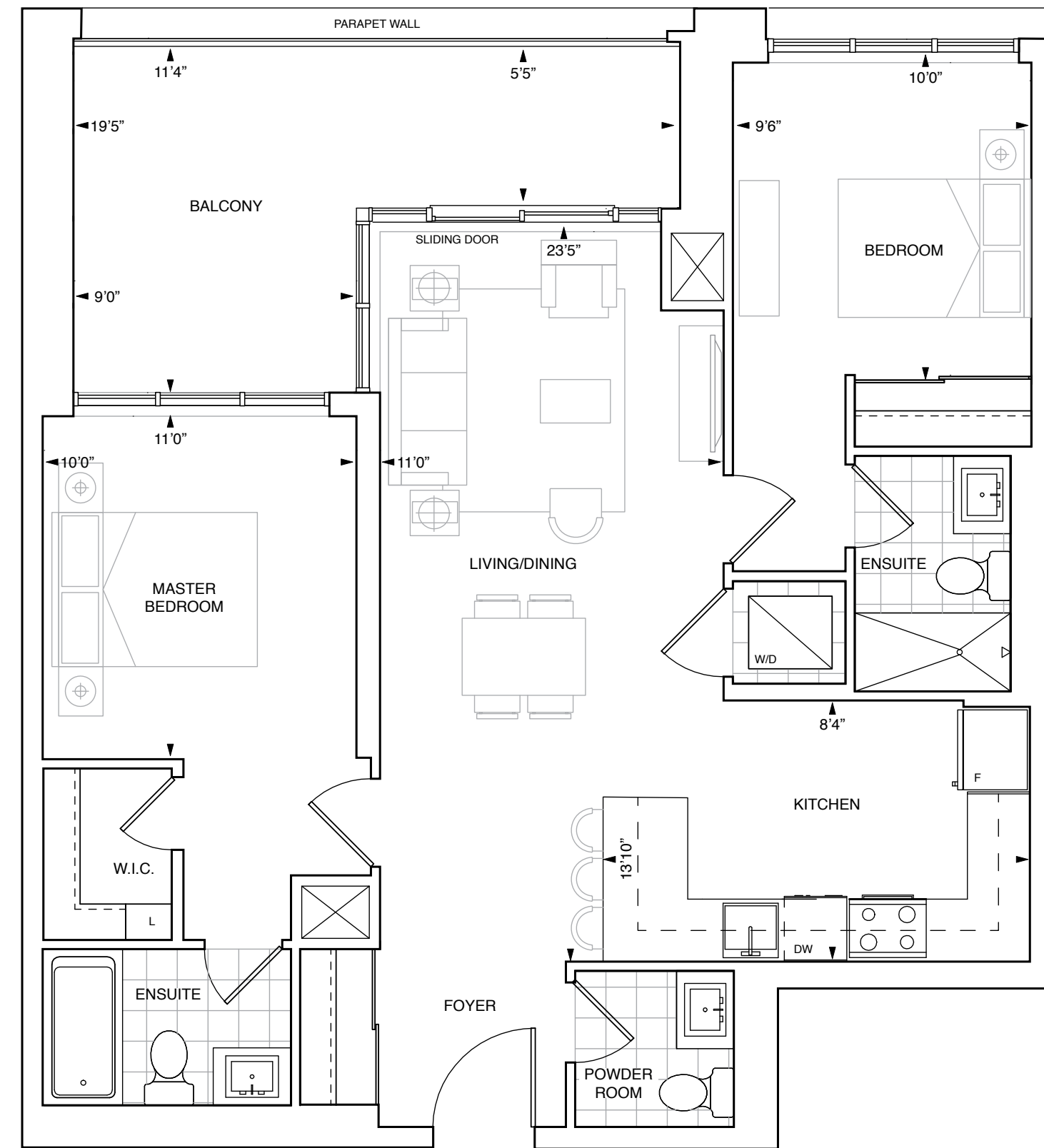


TOWER SERIES
9' CEILING | FLOOR 2-5



Dimensions, specifications, layouts, location of materials and fixtures, tile floor patterns and architectural detailing (including window size and location and door size, location and swing) are approximate only and are subject to change or modifications, without notice. Actual usable floor space varies from stated floor area. Orientation of suite may be reversed and Purchaser agrees to accept same. Balconies, terraces and patios are exclusive use common elements shown for display purposes only and location and size are subject to change without notice. All illustrations are artist concept only. The provisions of Schedule "X" of this Agreement, including Section 6 and 38 apply to this Schedule. E. & O.E.

2 BEDROOM | Interior 947 Sq.Ft. • Exterior 150 Sq.Ft. • Total 1,097 Sq.Ft.



C
947

CHARISMA SERIES
10' CEILING | FLOOR 6 & 7
TOWER SERIES
9' CEILING | FLOOR 2-5

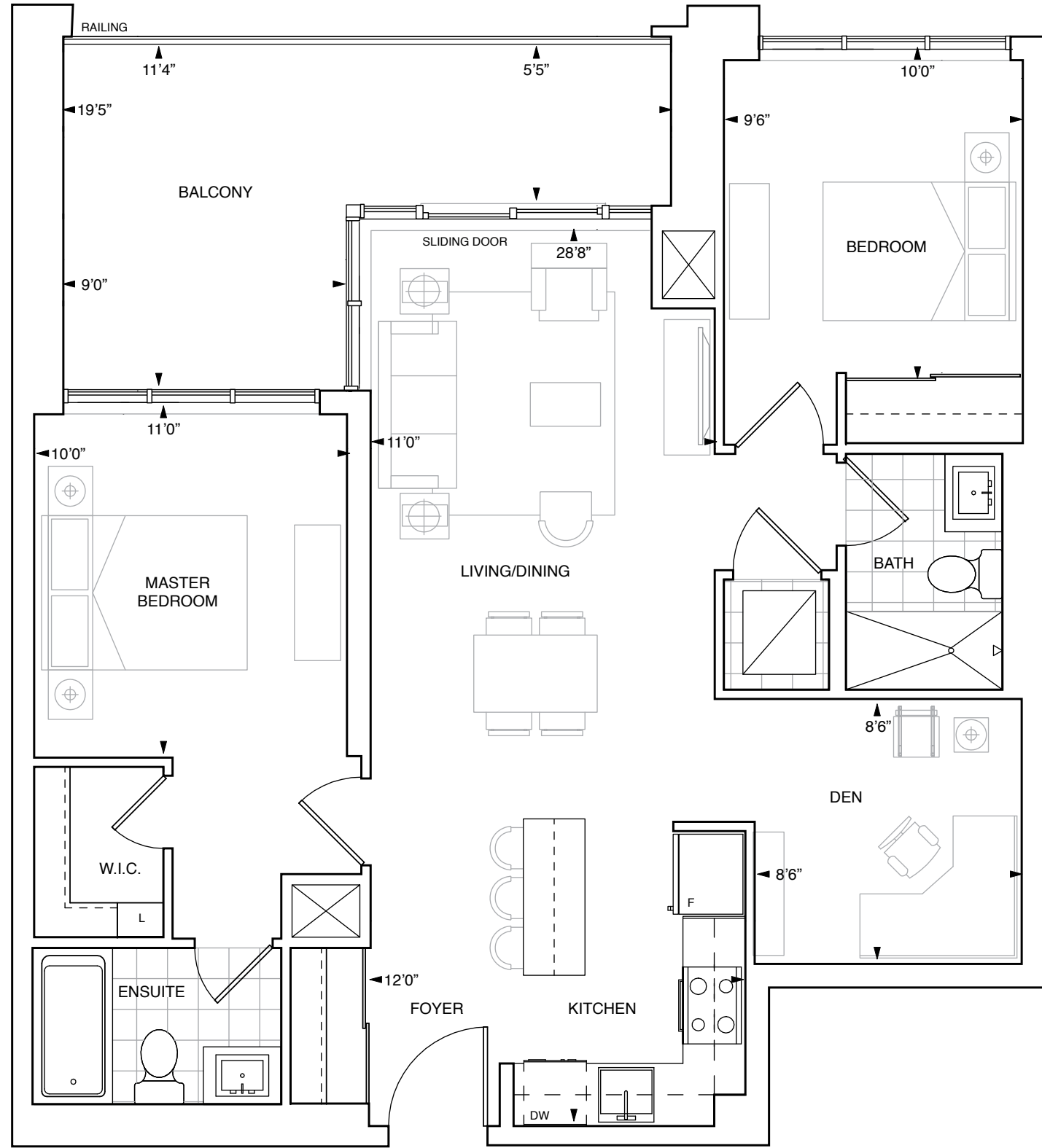


JANE STREET

Dimensions, specifications, layouts, location of materials and fixtures, tile floor patterns and architectural detailing (including window size and location and door size, location and swing) are approximate only and are subject to change or modifications, without notice. Actual usable floor space varies from stated floor area. Orientation of suite may be reversed and Purchaser agrees to accept same. Balconies, terraces and patios are exclusive use common elements shown for display purposes only and location and size are subject to change without notice. All illustrations are artist concept only. The provisions of Schedule "X" of this Agreement, including Section 6 and 38 apply to this Schedule. E. & O.E.

D 947

2 BEDROOM + DEN | Interior 947 Sq.Ft. • Exterior 150 Sq.Ft. • Total 1,097 Sq.Ft.



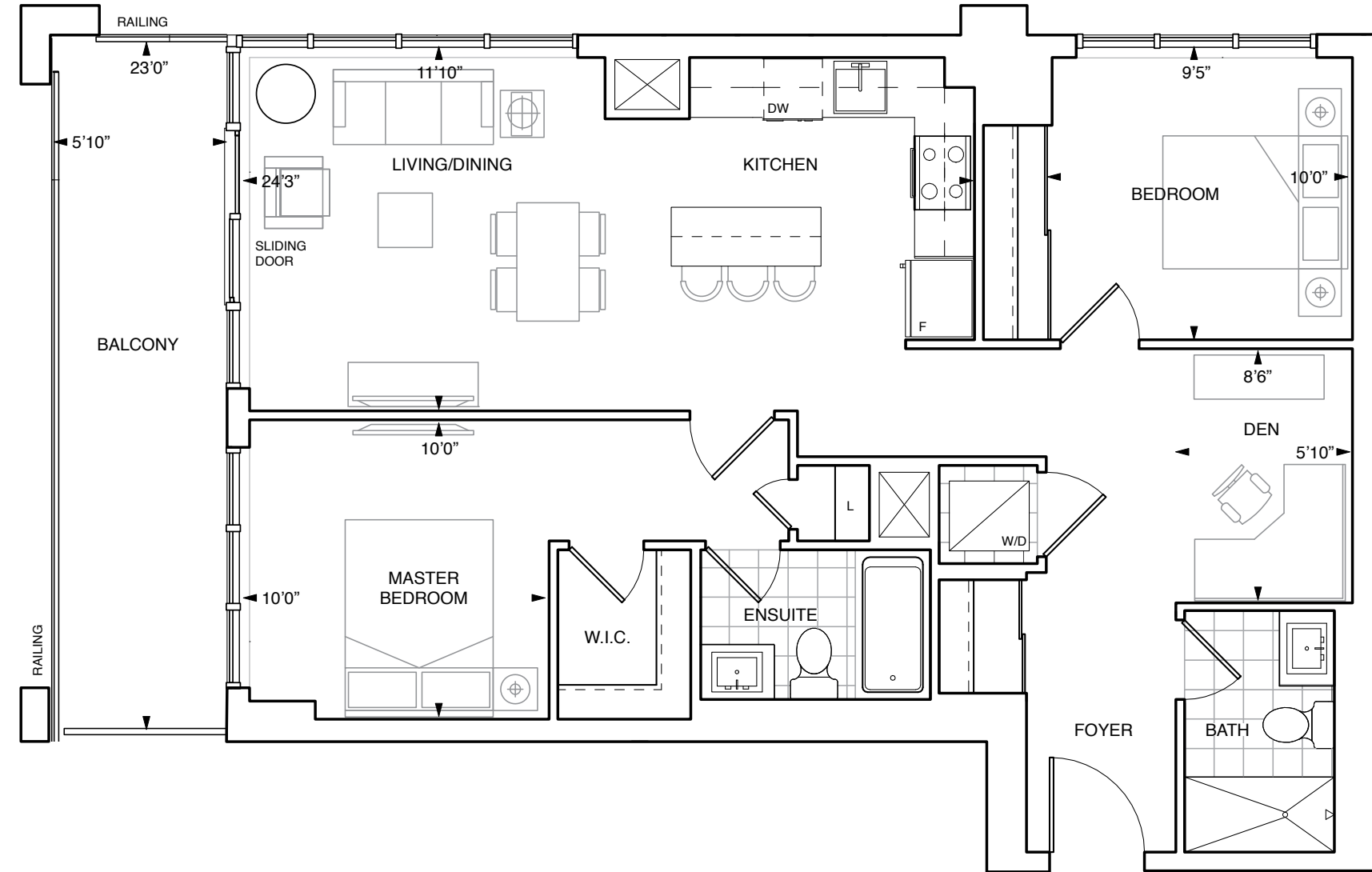
CHARISMA SERIES
10' CEILING | FLOOR 6 & 7
TOWER SERIES
9' CEILING | FLOOR 5



Dimensions, specifications, layouts, location of materials and fixtures, tile floor patterns and architectural detailing (including window size and location and door size, location and swing) are approximate only and are subject to change or modifications, without notice. Actual usable floor space varies from stated floor area. Orientation of suite may be reversed and Purchaser agrees to accept same. Balconies, terraces and patios are exclusive use common elements shown for display purposes only and location and size are subject to change without notice. All illustrations are artist concept only. The provisions of Schedule "X" of this Agreement, including Section 6 and 38 apply to this Schedule. E. & O.E.

D 956

2 BEDROOM + DEN | Interior 956 Sq.Ft. • Exterior 130 Sq.Ft. • Total 1,086 Sq.Ft.



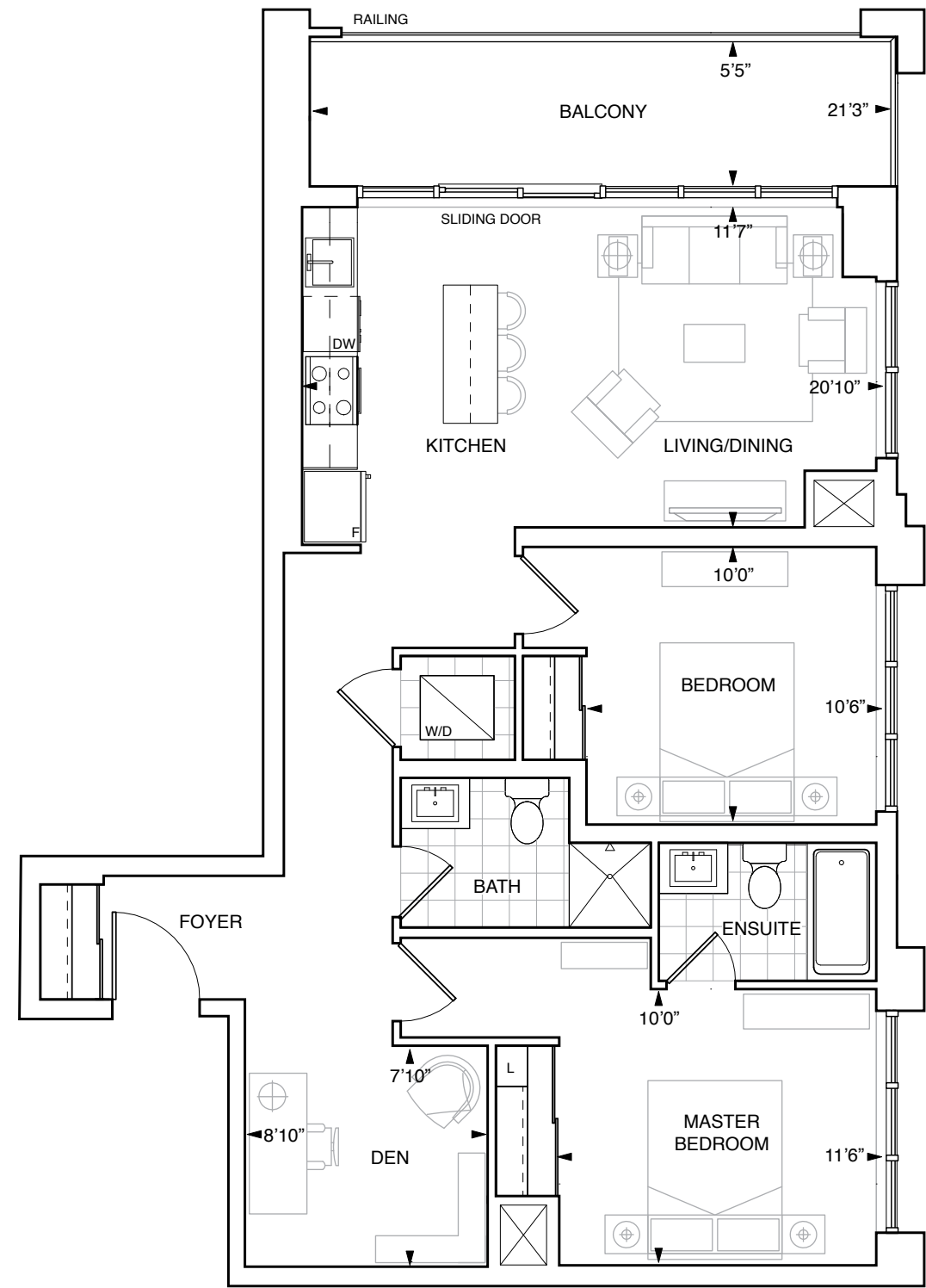
TOWER SERIES
9' CEILING | FLOOR 2-6



Dimensions, specifications, layouts, location of materials and fixtures, tile floor patterns and architectural detailing (including window size and location and door size, location and swing) are approximate only and are subject to change or modifications, without notice. Actual usable floor space varies from stated floor area. Orientation of suite may be reversed and Purchaser agrees to accept same. Balconies, terraces and patios are exclusive use common elements shown for display purposes only and location and size are subject to change without notice. All illustrations are artist concept only. The provisions of Schedule "X" of this Agreement, including Section 6 and 38 apply to this Schedule. E. & O.E.

D
970

2 BEDROOM | Interior 970 Sq.Ft. • Exterior 110 Sq.Ft. • Total 1,080 Sq.Ft.

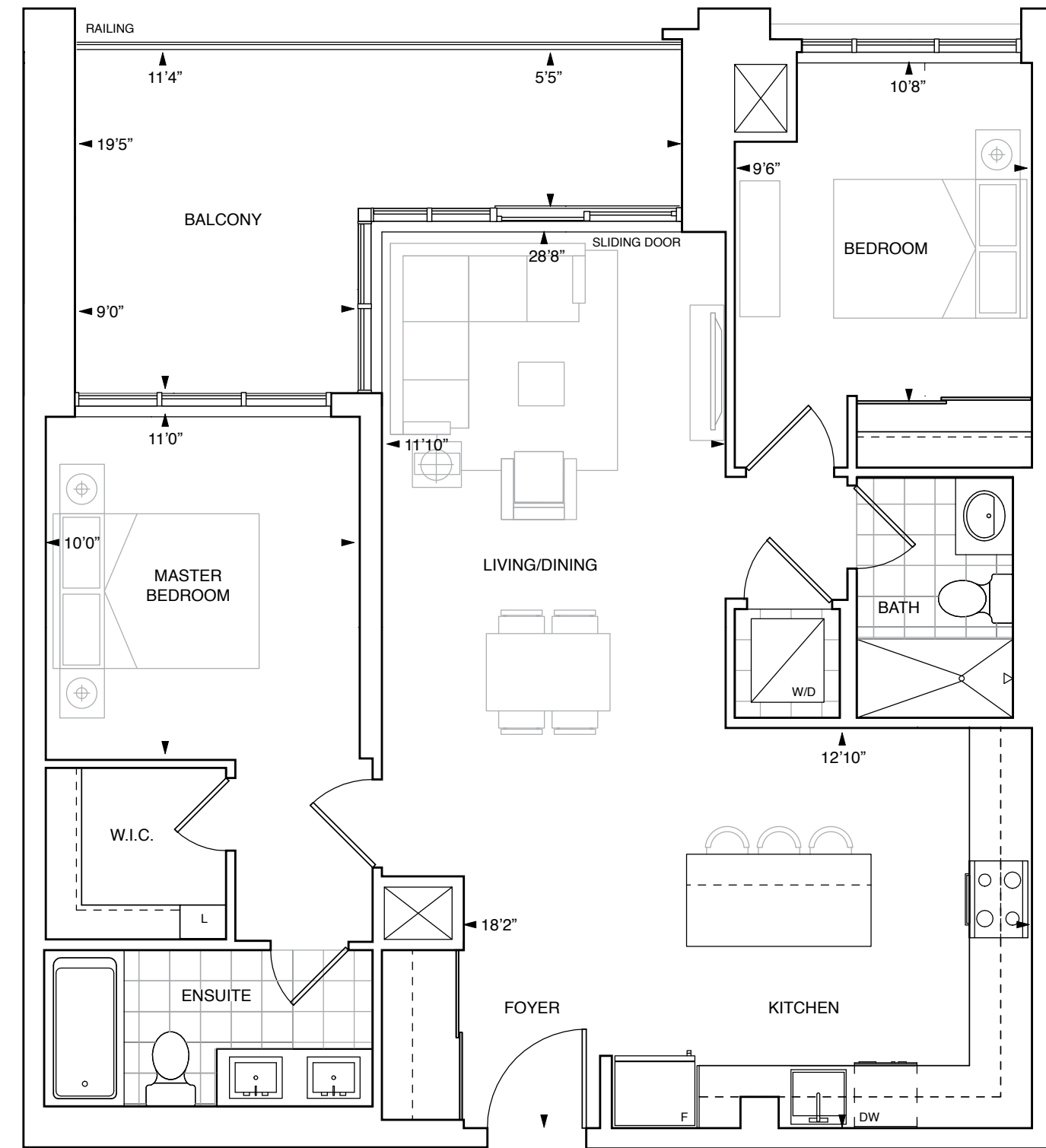


CHARISMA SERIES
10' CEILING | FLOOR 6 & 7
TOWER SERIES
9' CEILING | FLOOR 2-5



Dimensions, specifications, layouts, location of materials and fixtures, tile floor patterns and architectural detailing (including window size and location and door size, location and swing) are approximate only and are subject to change or modifications, without notice. Actual usable floor space varies from stated floor area. Orientation of suite may be reversed and Purchaser agrees to accept same. Balconies, terraces and patios are exclusive use common elements shown for display purposes only and location and size are subject to change without notice. All illustrations are artist concept only. The provisions of Schedule "X" of this Agreement, including Section 6 and 38 apply to this Schedule. E. & O.E.

2 BEDROOM | Interior 1,004 Sq.Ft. • Exterior 150 Sq.Ft. • Total 1,154 Sq.Ft.



C
1004

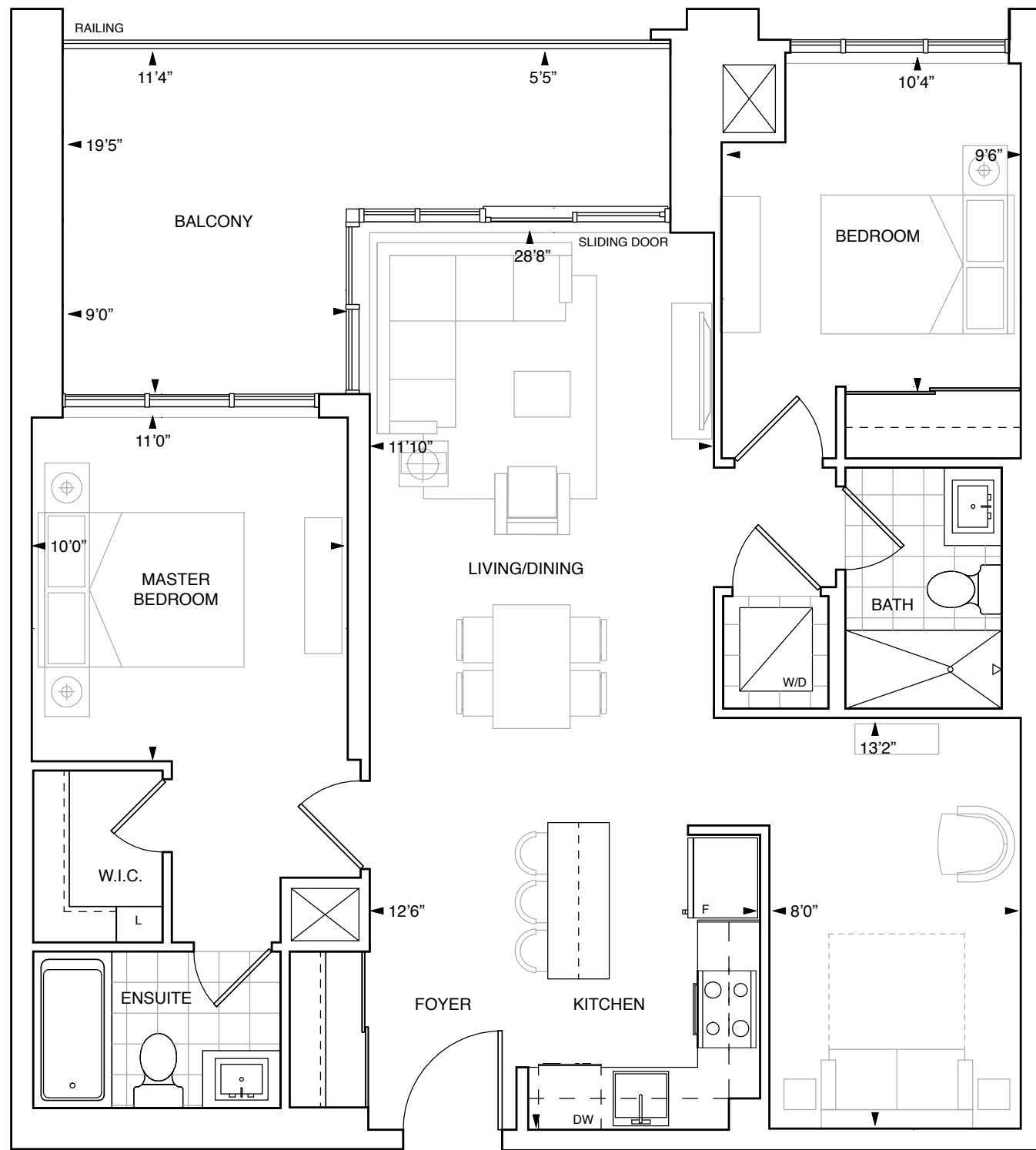
CHARISMA SERIES
10' CEILING | FLOOR 6
TOWER SERIES
9' CEILING | FLOOR 2-5 & 7



Dimensions, specifications, layouts, location of materials and fixtures, tile floor patterns and architectural detailing (including window size and location and door size, location and swing) are approximate only and are subject to change or modifications, without notice. Actual usable floor space varies from stated floor area. Orientation of suite may be reversed and Purchaser agrees to accept same. Balconies, terraces and patios are exclusive use common elements shown for display purposes only and location and size are subject to change without notice. All illustrations are artist concept only. The provisions of Schedule "X" of this Agreement, including Section 6 and 38 apply to this Schedule. E. & O.E.

D
1004

2 BEDROOM + DEN | Interior 1,004 Sq.Ft. • Exterior 150 Sq.Ft. • Total 1,154 Sq.Ft.

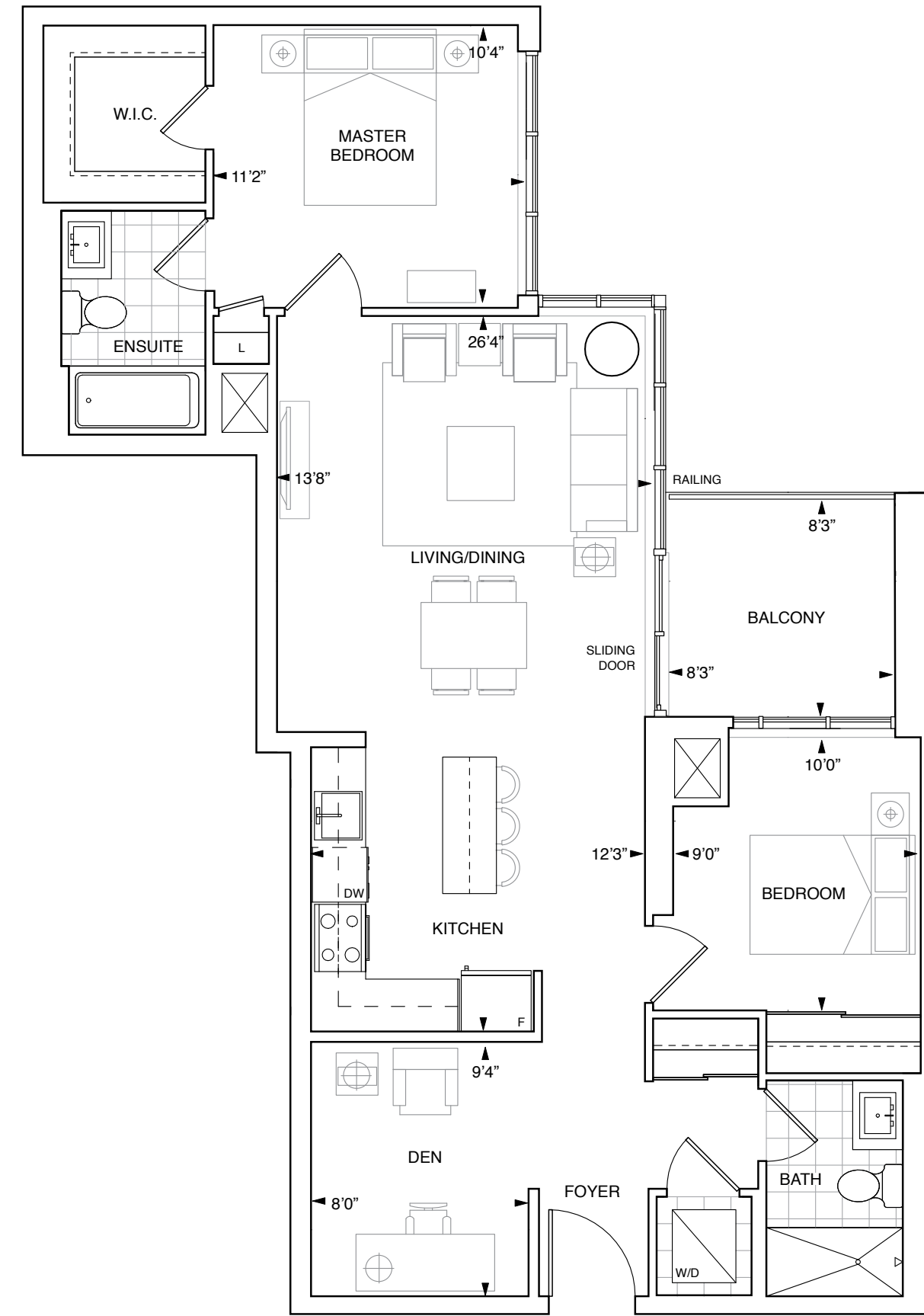


CHARISMA SERIES
10' CEILING | FLOOR 6
TOWER SERIES
9' CEILING | FLOOR 2-5 & 7



2 BEDROOM | Interior 1,008 Sq.Ft. • Exterior 69 Sq.Ft. • Total 1,077 Sq.Ft.

D
1008

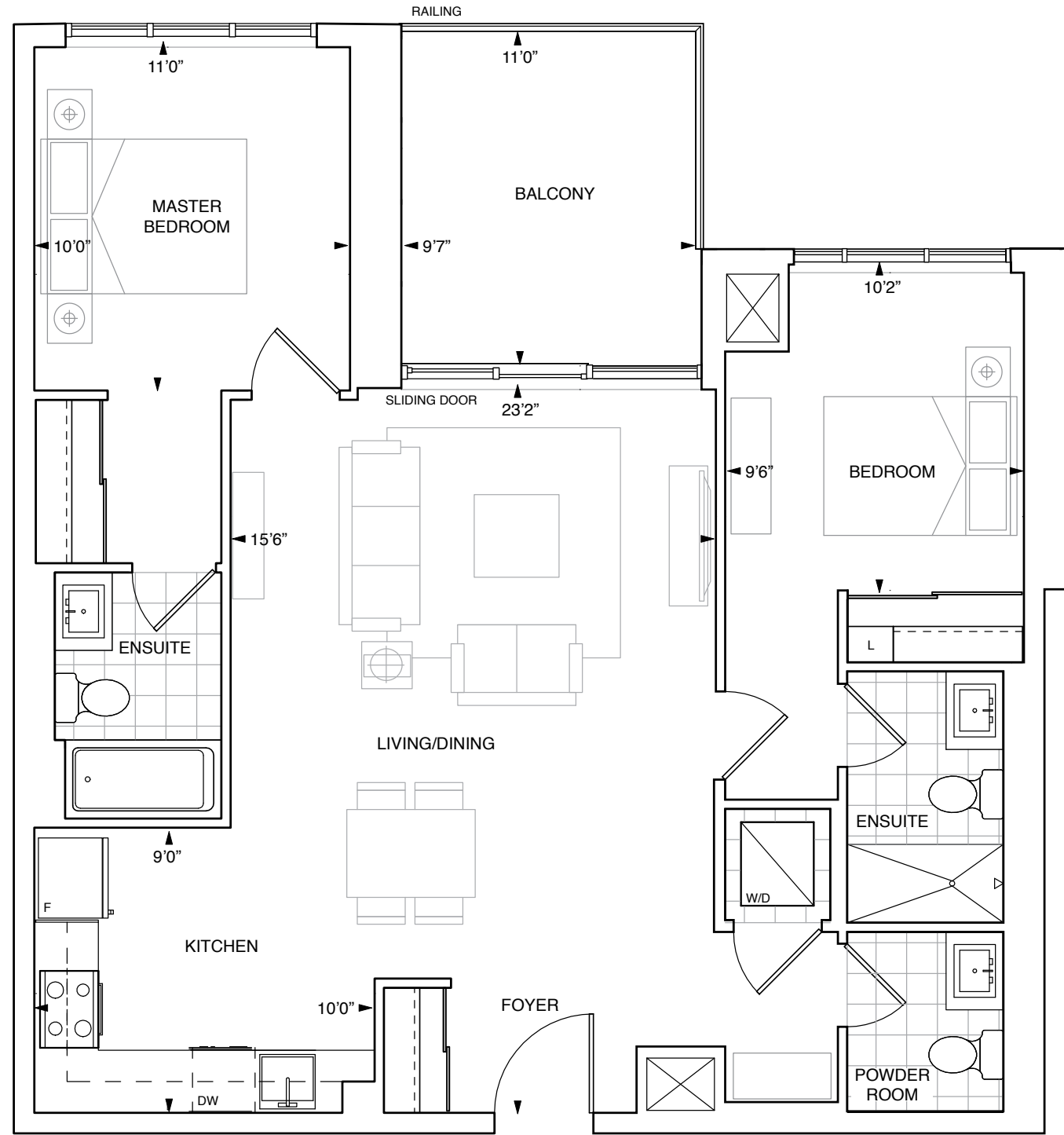


TOWER SERIES
9' CEILING | FLOOR 2-6

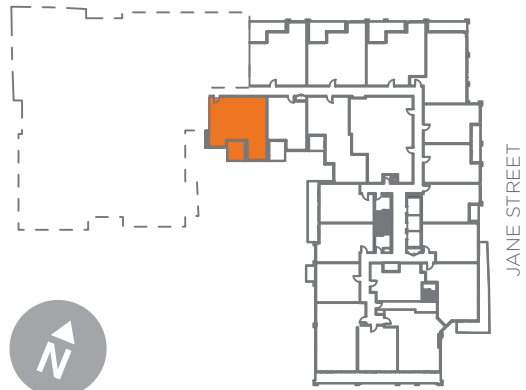


C
1009

2 BEDROOM | Interior 1,009 Sq.Ft. • Exterior 105 Sq.Ft. • Total 1,114 Sq.Ft.

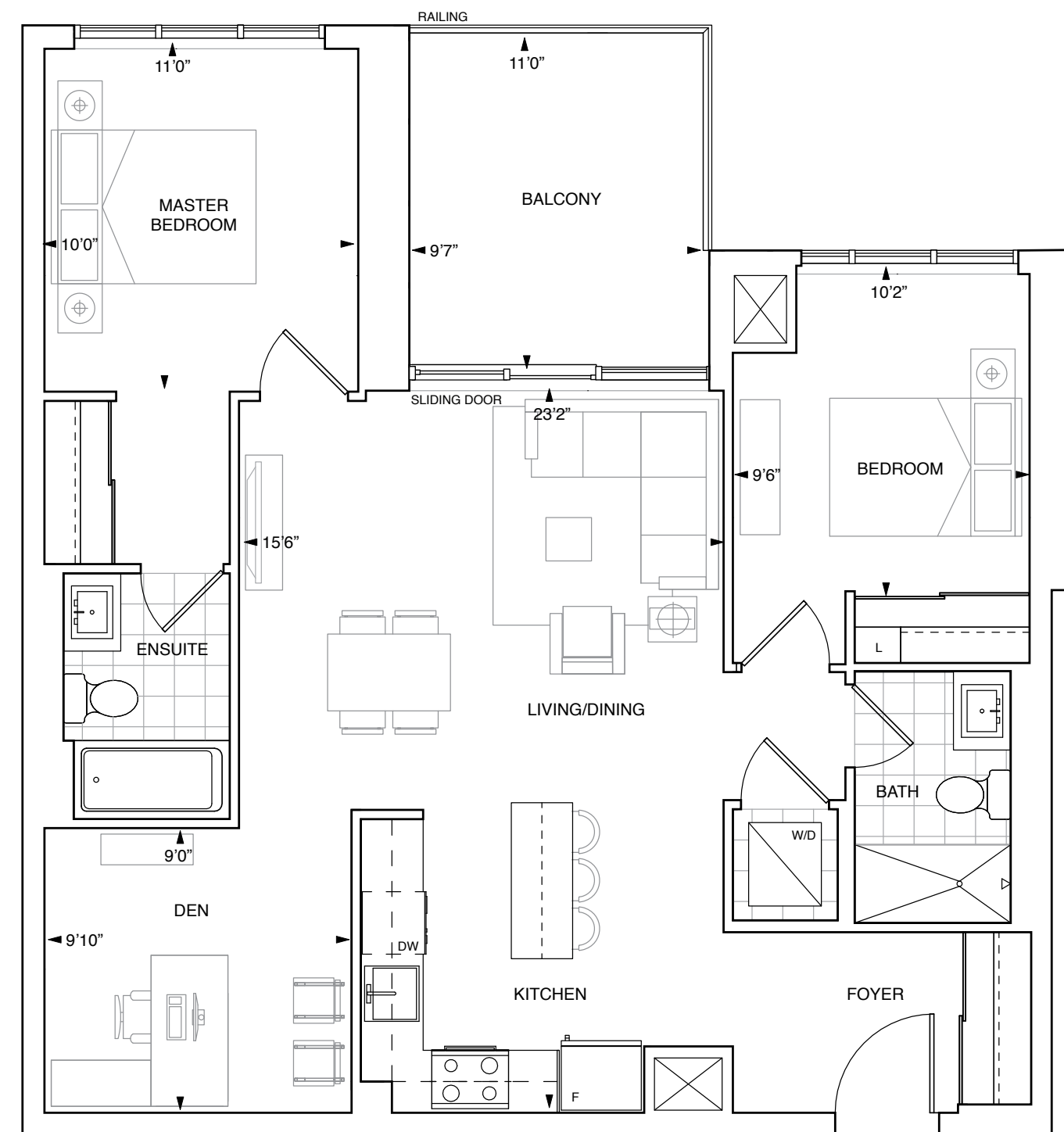


TOWER SERIES
9' CEILING | LEVEL 2-6



Dimensions, specifications, layouts, location of materials and fixtures, tile floor patterns and architectural detailing (including window size and location and door size, location and swing) are approximate only and are subject to change or modifications, without notice. Actual usable floor space varies from stated floor area. Orientation of suite may be reversed and Purchaser agrees to accept same. Balconies, terraces and patios are exclusive use common elements shown for display purposes only and location and size are subject to change without notice. All illustrations are artist concept only. The provisions of Schedule "X" of this Agreement, including Section 6 and 38 apply to this Schedule. E. & O.E.

2 BEDROOM + DEN | Interior 1,009 Sq.Ft. • Exterior 105 Sq.Ft. • Total 1,114 Sq.Ft.



TOWER SERIES
9' CEILING | LEVEL 2-6



Dimensions, specifications, layouts, location of materials and fixtures, tile floor patterns and architectural detailing (including window size and location and door size, location and swing) are approximate only and are subject to change or modifications, without notice. Actual usable floor space varies from stated floor area. Orientation of suite may be reversed and Purchaser agrees to accept same. Balconies, terraces and patios are exclusive use common elements shown for display purposes only and location and size are subject to change without notice. All illustrations are artist concept only. The provisions of Schedule "X" of this Agreement, including Section 6 and 38 apply to this Schedule. E. & O.E.

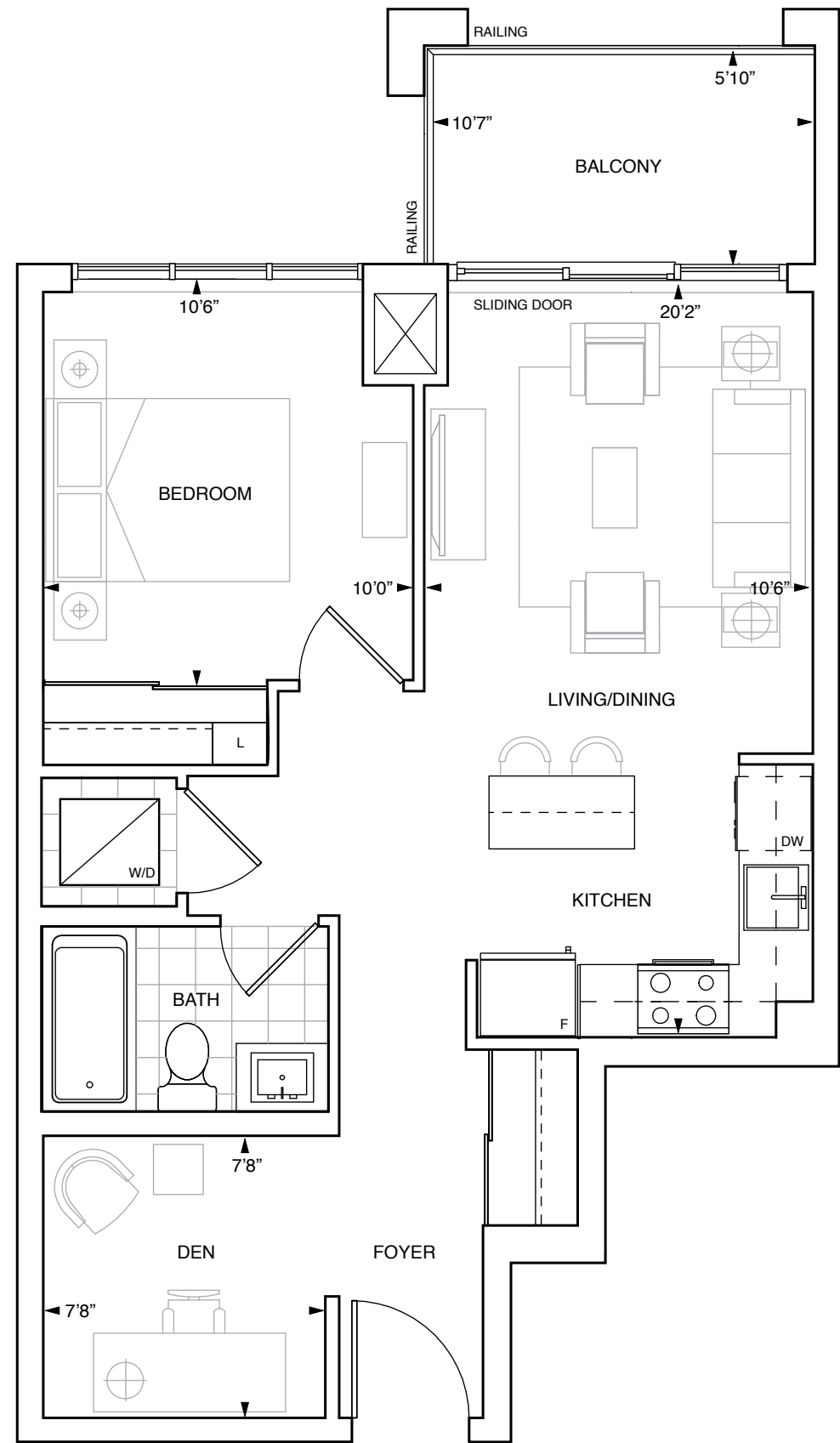
D
1009

PENT-
HOUSE
SUITES

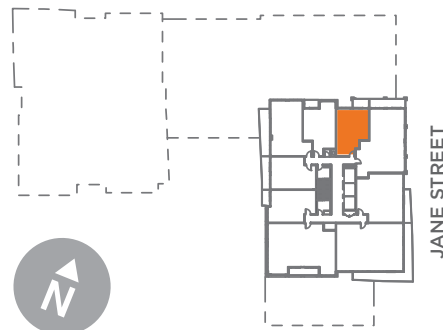


B
618

1 BEDROOM + DEN | Interior 618 Sq.Ft. • Exterior 61 Sq.Ft. • Total 679 Sq.Ft.



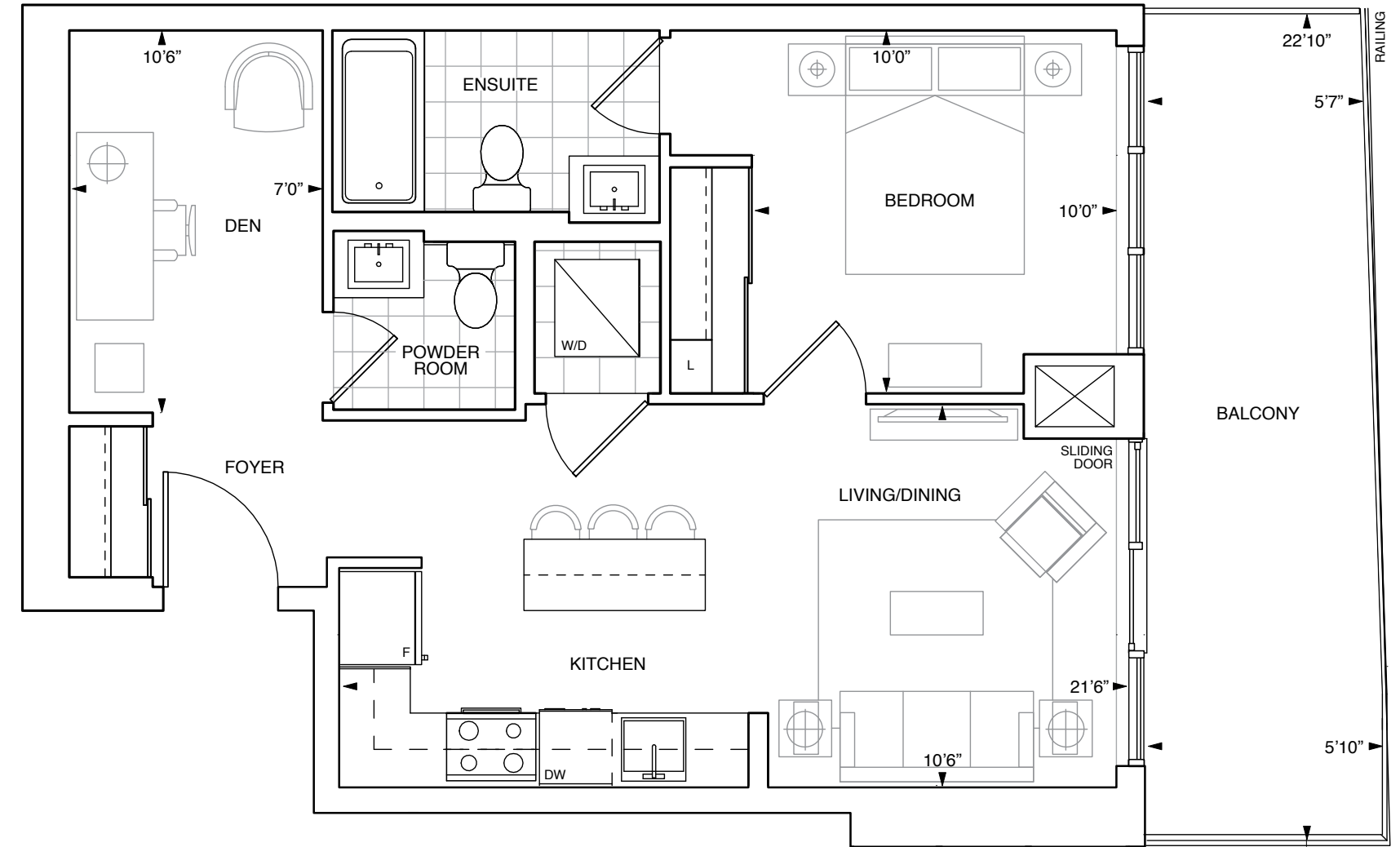
PENTHOUSE
10' CEILING | FLOOR 24-25



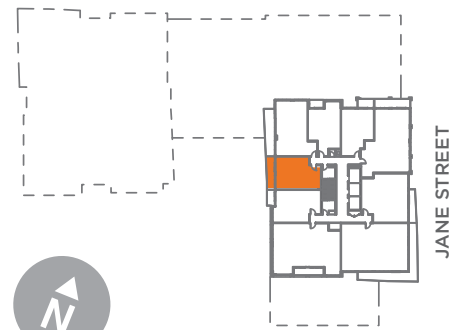
Dimensions, specifications, layouts, location of materials and fixtures, tile floor patterns and architectural detailing (including window size and location and door size, location and swing) are approximate only and are subject to change or modifications, without notice. Actual usable floor space varies from stated floor area. Orientation of suite may be reversed and Purchaser agrees to accept same. Balconies, terraces and patios are exclusive use common elements shown for display purposes only and location and size are subject to change without notice. All illustrations are artist concept only. The provisions of Schedule "X" of this Agreement, including Section 6 and 38 apply to this Schedule. E. & O.E.

1 BEDROOM + DEN | Interior 646 Sq.Ft. • Exterior 115 Sq.Ft. • Total 761 Sq.Ft.

B
646



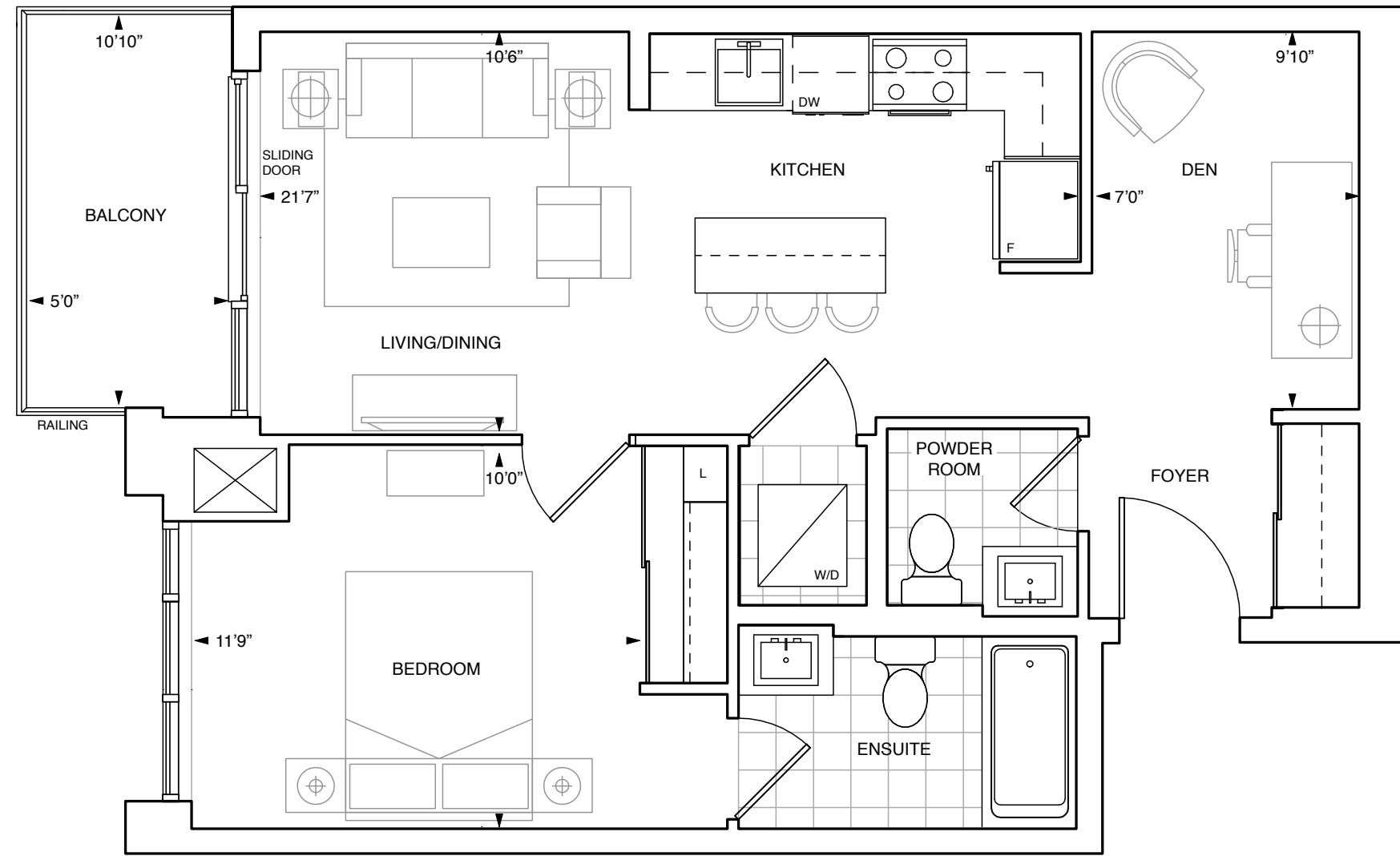
PENTHOUSE
10' CEILING | FLOOR 24-25



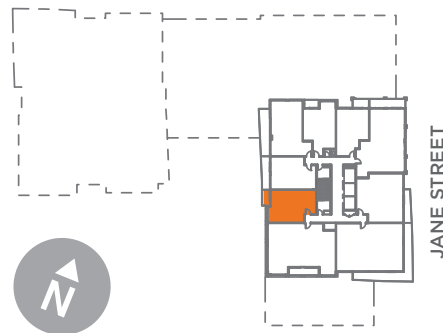
Dimensions, specifications, layouts, location of materials and fixtures, tile floor patterns and architectural detailing (including window size and location and door size, location and swing) are approximate only and are subject to change or modifications, without notice. Actual usable floor space varies from stated floor area. Orientation of suite may be reversed and Purchaser agrees to accept same. Balconies, terraces and patios are exclusive use common elements shown for display purposes only and location and size are subject to change without notice. All illustrations are artist concept only. The provisions of Schedule "X" of this Agreement, including Section 6 and 38 apply to this Schedule. E. & O.E.

B
655

1 BEDROOM + DEN | Interior 655 Sq.Ft. • Exterior 50 Sq.Ft. • Total 705 Sq.Ft.



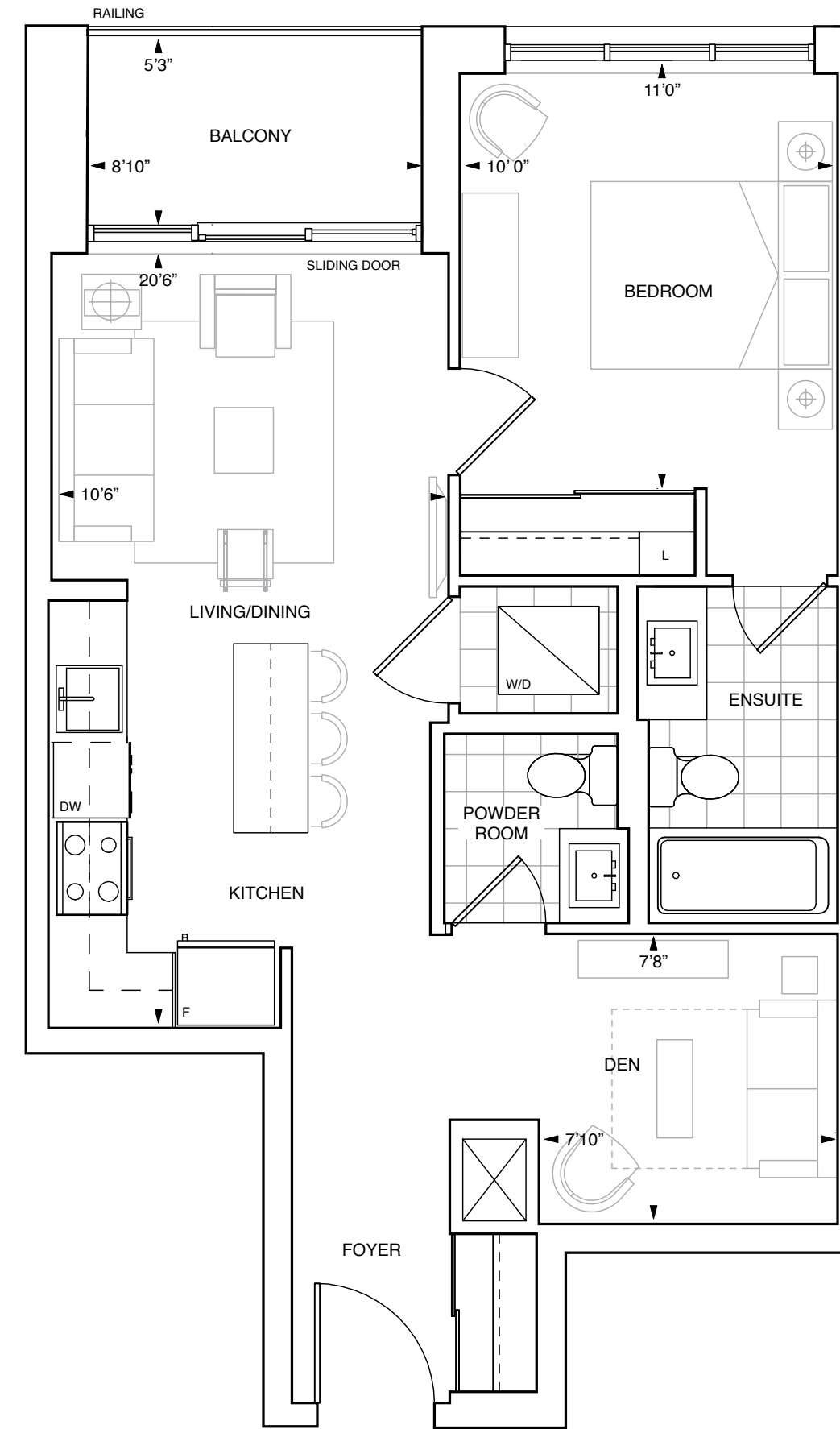
PENTHOUSE
10' CEILING | FLOOR 24-25



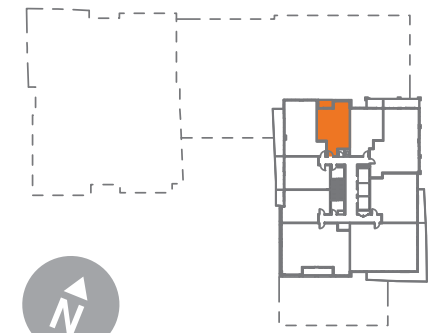
Dimensions, specifications, layouts, location of materials and fixtures, tile floor patterns and architectural detailing (including window size and location and door size, location and swing) are approximate only and are subject to change or modifications, without notice. Actual usable floor space varies from stated floor area. Orientation of suite may be reversed and Purchaser agrees to accept same. Balconies, terraces and patios are exclusive use common elements shown for display purposes only and location and size are subject to change without notice. All illustrations are artist concept only. The provisions of Schedule "X" of this Agreement, including Section 6 and 38 apply to this Schedule. E. & O.E.

1 BEDROOM + DEN | Interior 659 Sq.Ft. • Exterior 45 Sq.Ft. • Total 704 Sq.Ft.

B
659



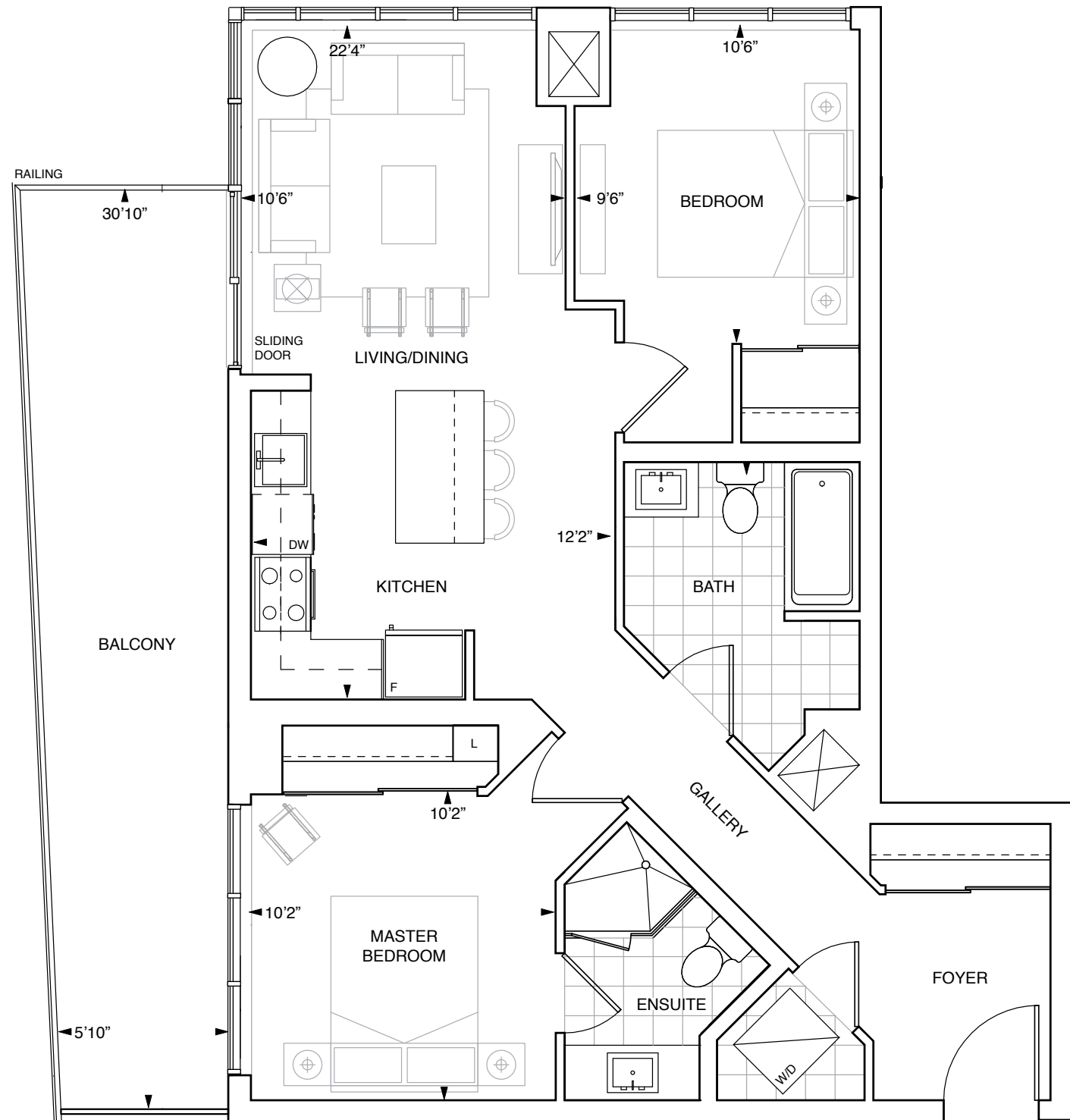
PENTHOUSE
10' CEILING | FLOOR 24-25



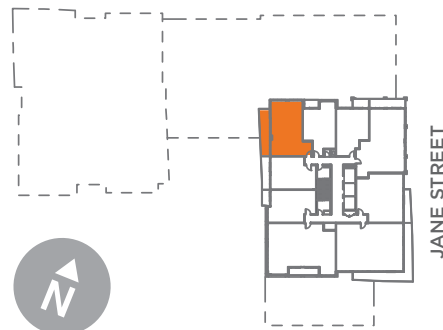
Dimensions, specifications, layouts, location of materials and fixtures, tile floor patterns and architectural detailing (including window size and location and door size, location and swing) are approximate only and are subject to change or modifications, without notice. Actual usable floor space varies from stated floor area. Orientation of suite may be reversed and Purchaser agrees to accept same. Balconies, terraces and patios are exclusive use common elements shown for display purposes only and location and size are subject to change without notice. All illustrations are artist concept only. The provisions of Schedule "X" of this Agreement, including Section 6 and 38 apply to this Schedule. E. & O.E.

C
874

2 BEDROOM | Interior 874 Sq.Ft. • Exterior 200 Sq.Ft. • Total 1,074 Sq.Ft.

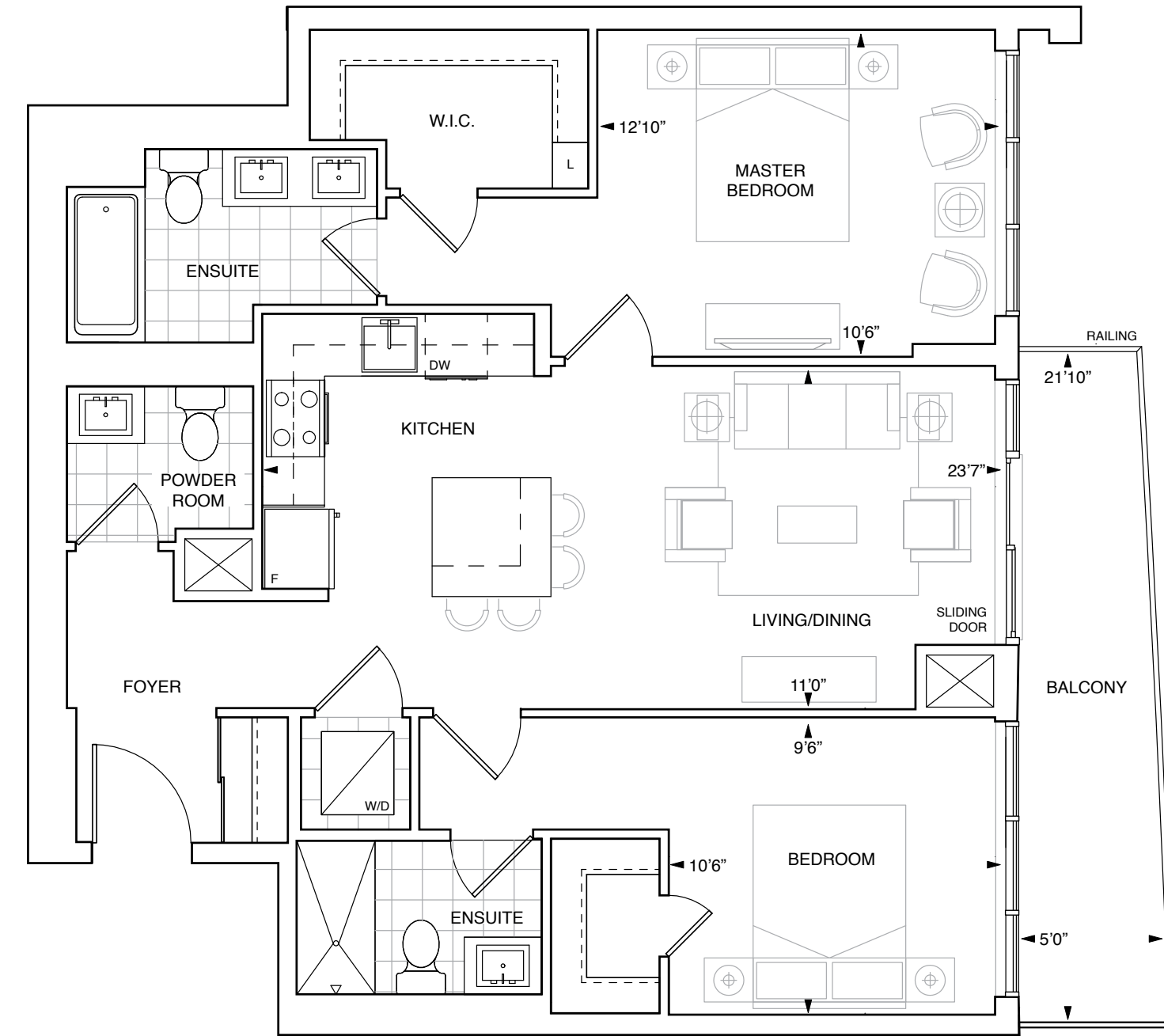


PENTHOUSE
10' CEILING | FLOOR 24-25

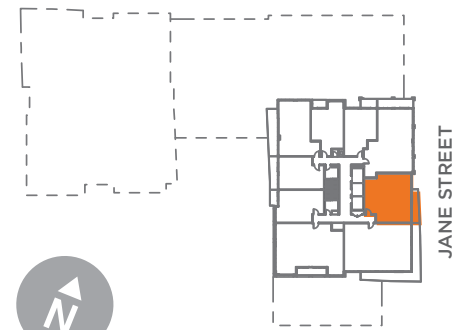


Dimensions, specifications, layouts, location of materials and fixtures, tile floor patterns and architectural detailing (including window size and location and door size, location and swing) are approximate only and are subject to change or modifications, without notice. Actual usable floor space varies from stated floor area. Orientation of suite may be reversed and Purchaser agrees to accept same. Balconies, terraces and patios are exclusive use common elements shown for display purposes only and location and size are subject to change without notice. All illustrations are artist concept only. The provisions of Schedule "X" of this Agreement, including Section 6 and 38 apply to this Schedule. E. & O.E.

2 BEDROOM | Interior 978 Sq.Ft. • Exterior 95 Sq.Ft. • Total 1,073 Sq.Ft.



PENTHOUSE
10' CEILING | FLOOR 24-25

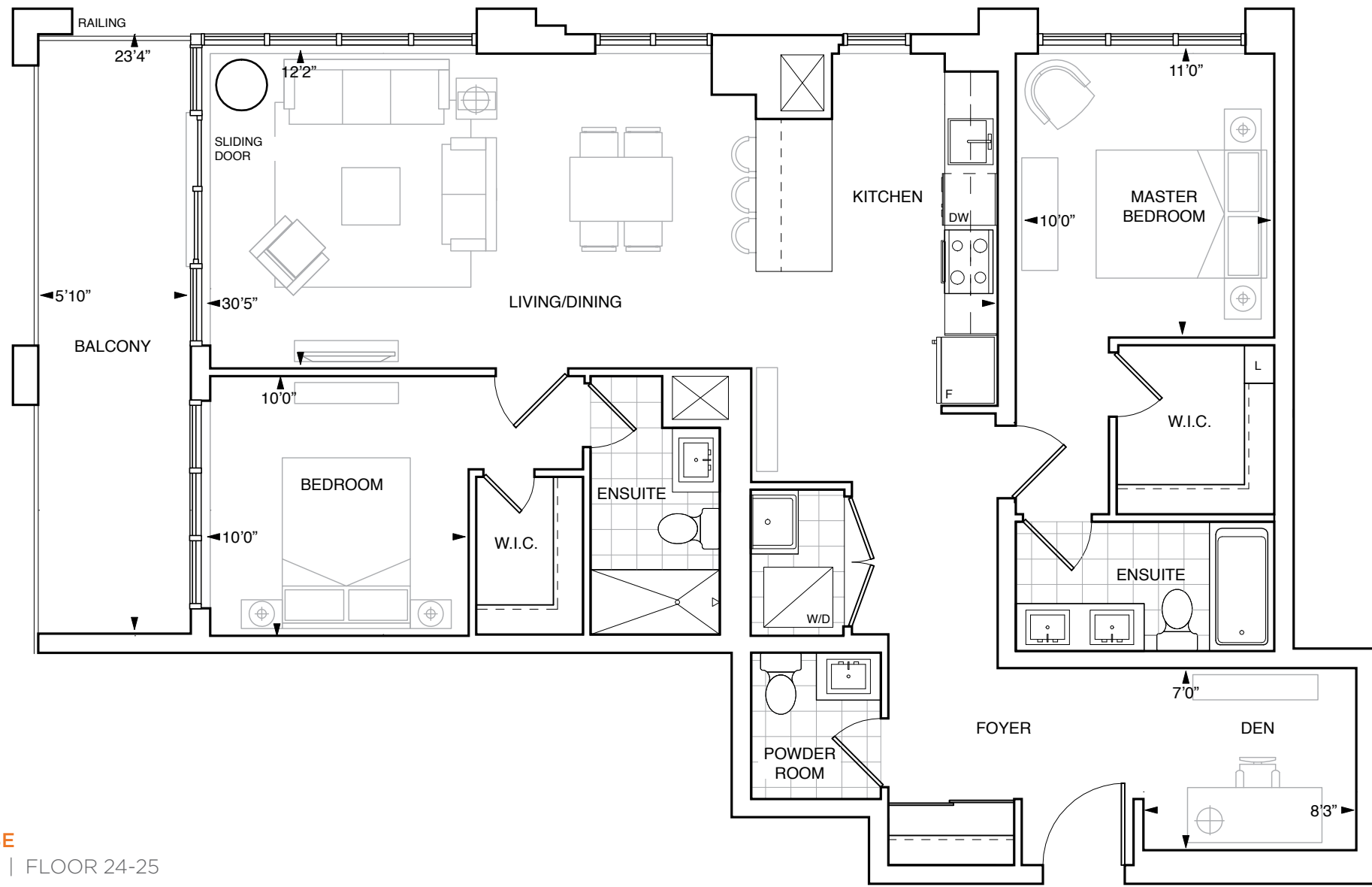


Dimensions, specifications, layouts, location of materials and fixtures, tile floor patterns and architectural detailing (including window size and location and door size, location and swing) are approximate only and are subject to change or modifications, without notice. Actual usable floor space varies from stated floor area. Orientation of suite may be reversed and Purchaser agrees to accept same. Balconies, terraces and patios are exclusive use common elements shown for display purposes only and location and size are subject to change without notice. All illustrations are artist concept only. The provisions of Schedule "X" of this Agreement, including Section 6 and 38 apply to this Schedule. E. & O.E.

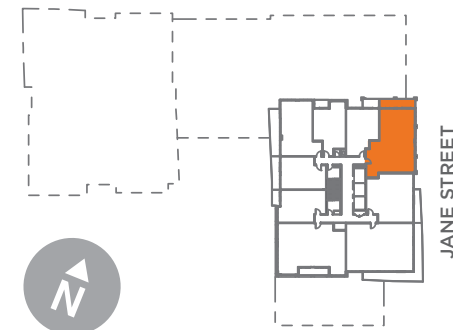
C
978

D
1224

2 BEDROOM + DEN | Interior 1,224 Sq.Ft. • Exterior 135 Sq.Ft. • Total 1,359 Sq.Ft.

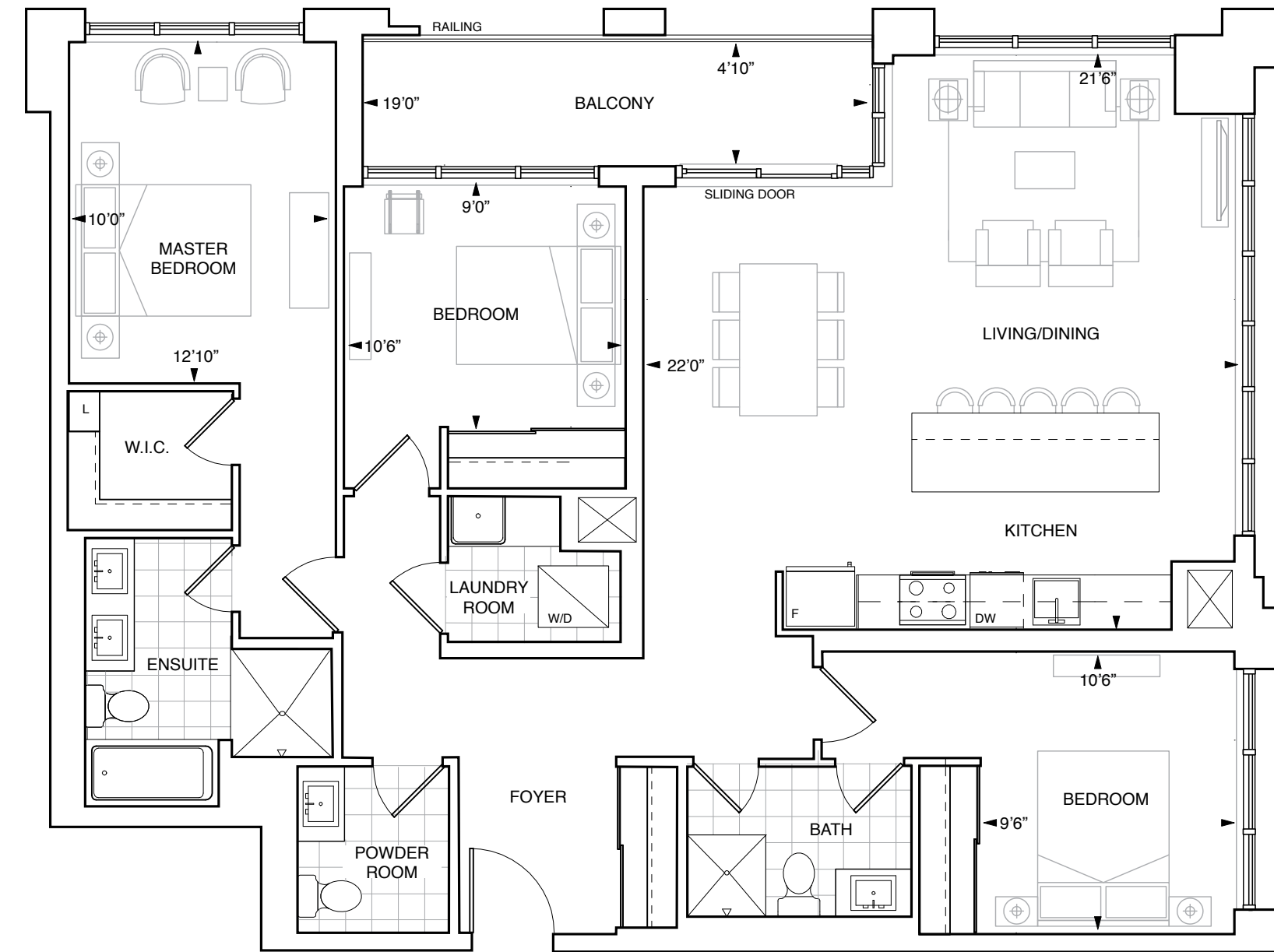


PENTHOUSE
10' CEILING | FLOOR 24-25

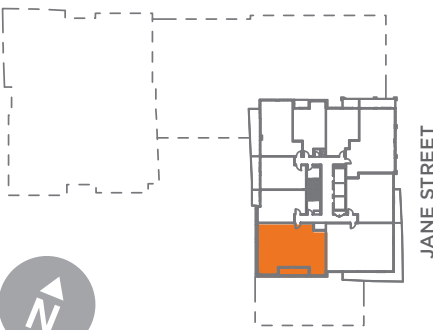


3 BEDROOM | Interior 1,434 Sq.Ft. • Exterior 90 Sq.Ft. • Total 1,524 Sq.Ft.

E
1434

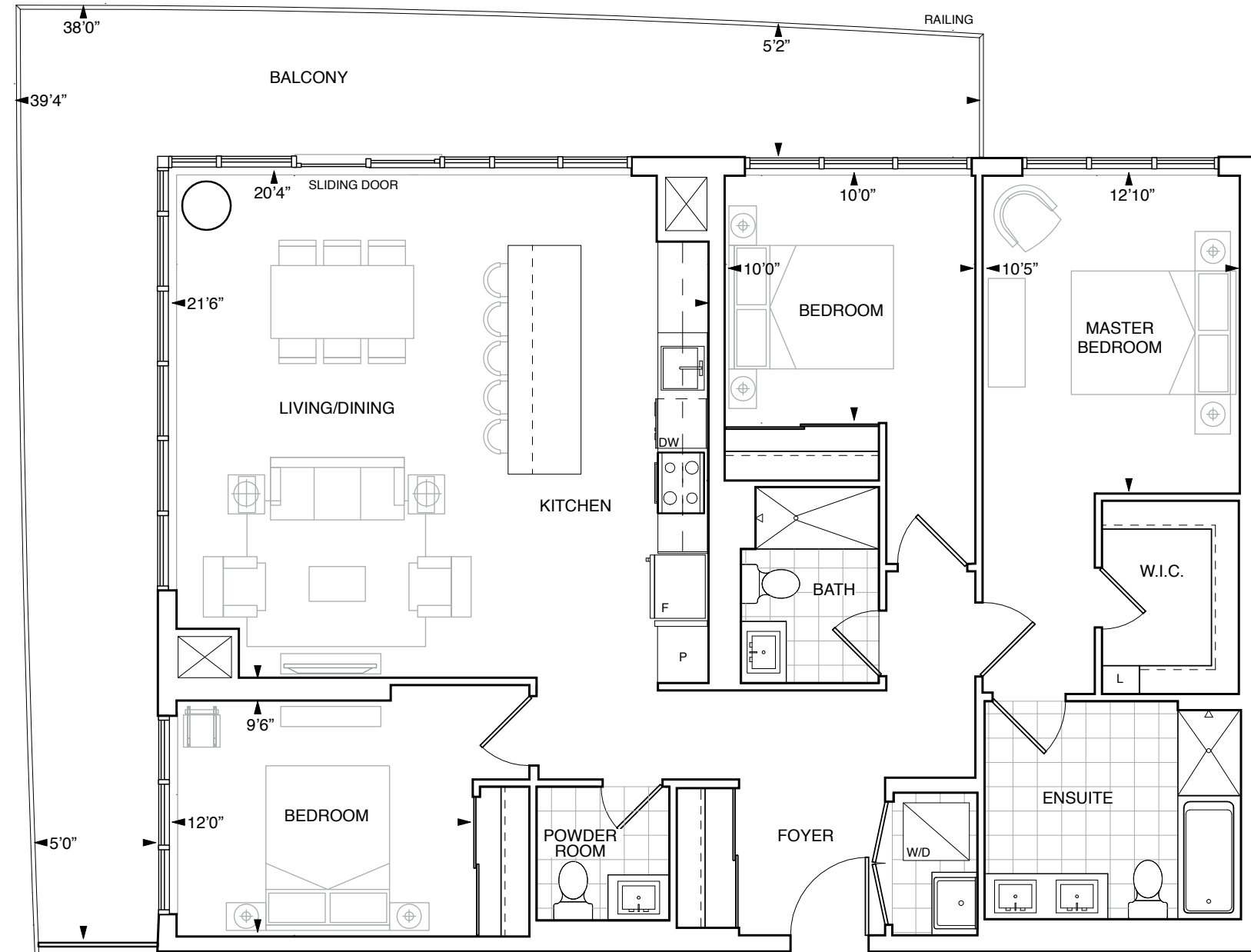


PENTHOUSE
10' CEILING | FLOOR 24-25

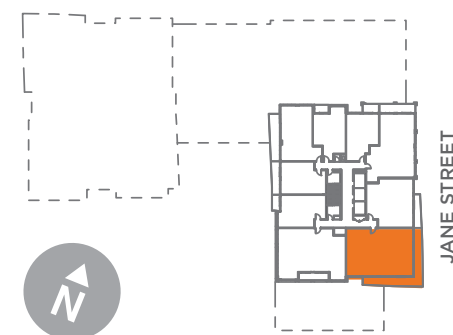


E
1439

3 BEDROOM | Interior 1,439 Sq.Ft. • Exterior 395 Sq.Ft. • Total 1,834 Sq.Ft.



PENTHOUSE
10' CEILING | FLOOR 24-25



RAISING THE STANDARD

CONDOMINIUM LIVING

Since 1967 over 55,000 families have chosen a Greenpark home. Greenpark is a success in the high-Rise Condominium marketplace, showcasing buildings with impressive architecture, luxurious finishes and intelligently designed suites and amenities. Greenpark has built homes and condos with distinct character that stand the test of time. Proud to be celebrating fifty years of building the Greenpark tradition, from one generation to the next.



AXIOM - TORONTO



330 RICHMOND - TORONTO



UV2 - MARKHAM

Dimensions, specifications, layouts, location of materials and fixtures, tile floor patterns and architectural detailing (including window size and location and door size, location and swing) are approximate only and are subject to change or modifications, without notice. Actual usable floor space varies from stated floor area. Orientation of suite may be reversed and Purchaser agrees to accept same. Balconies, terraces and patios are exclusive use common elements shown for display purposes only and location and size are subject to change without notice. All illustrations are artist concept only. The provisions of Schedule "X" of this Agreement, including Section 6 and 38 apply to this Schedule. E. & O.E.

